

light

LIGHT

CATALOGUE 2024

100%

Made in Poland

We are a lighting manufacturer with 34 years of presence on the market, which is why we know everything about luminaires and lighting systems: we design, comprehensively test and manufacture them. We combine practice with modernity.

We have technologically advanced manufacturing facilities at our command, which guarantees a high level of flexibility and operational efficiency. We produce over 4 million luminaires annually, and each product leaving the Lena Lighting production line strengthens our position of the leader in the market of luminaires in the country and in the world – every day.

When designing new luminaires, we take advantage of the latest achievements in technology. For years, we have cooperated with leading international manufacturers of electrotechnical components, who, in addition to providing us with their solutions, also implement individual projects of our Engineers at the Research and Development Department of Lena Lighting S.A., allowing for a significant reduction in energy consumption, while improving the quality of lighting. We are constantly enhancing our know-how using the latest global solutions in LED technology and lighting control.

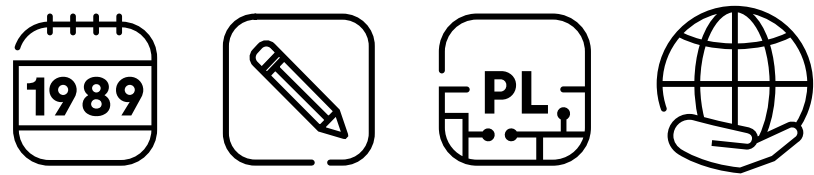
34+

years of experience



Modern LED production line

Środa Wielkopolska



Values that help us achieve our goals through daily work for our customers.

01 / 04 — **Passion and professionalism**

Our company was born out of fascination with light. Throughout 34 years in business, we have gained knowledge and competences required to design and manufacture even the most complex lighting systems.

02 / 04 — **Inspiration and design**

We make sure that our products are distinguished not only by the best parameters, but also by unique design. We believe that the space that surrounds us has a real impact on our well-being. We create our products having the above in mind.

03 / 04 — **Innovation and development**

We offer technologically advanced solutions. We constantly invest in the development of our research centre and state-of-the-art production lines. We develop dynamically with the advancement of technology.

04 / 04 — **Sustainable development**

We have placed environmental management at the heart of our business, implementing a system that minimises any negative impact on the natural environment. We are ISO 14001 certified.

Design perfectly
Create consistently
Offer comprehensively
Hit precisely

It is worth choosing products supplied by renowned manufacturers, employing both highly-skilled engineering staff with many years of experience in designing lighting systems, as well as having properly equipped laboratories allowing for constant quality control of manufactured products.

Considering the professional R&D facilities and the state-of-the-art laboratory operated by specialists, as well as the constantly controlled production process, Lena Lighting is able to provide its customers, with full responsibility, with a 5-year warranty on each luminaire it manufactures.



**We are responsible
for the highest quality of lighting**

Architectural lighting

Colline x Terrano	14	Elegante LED System	70
Sizzano	20	EXPO Adjust	72
Solanto	22	Expo Adjust Shop	74
Solanto	24	Expo LED 2	76
Solanto Duo	26	Expo LED 3 Mini	77
Solanto Quattro	28	Terrano	78
Messaggio	34	Terrano S	80
Messaggio wall lamp	36	Terrano S/R	82
Messaggio XS wall lamp	38	Tube LED Evo 2	84
Messaggio free-standing version	40	Piatto LED 340	87
Coria 2 LED	43	Piatto LED 610	88
Baris Square 40 LED	46	Madera Altus LED Evo	89
Baris Square 52 LED	48	Capella LED Plus	90
Baris 40 LED	50	Terra 2 LED	92
Baris 40 LED UGR	52	Terra 3 LED	93
Baris 40 LED Wall lamp	54	Terra 2 LED Long	94
Baris 52 LED	58	Terra 2 LED Long Asymmetric	96
Baris 52 LED X/T/L/V	60	Tripact LED	97
Baris 52 LED P GK	62	Terraco LED	100
Baris 52 LED Single	64	Altezzo L 100 K	103
Baris 52 LED DIR/IND Single	65	Altezzo L 150 K	104
Baris 52 LED P SM	66		
Baris 52 LED Wall lamp	68		

Investment lighting / troffers

SQ 600 LED	110	Compact LED Evo 1200	119
SQ 300 LED Plus	111	Tablo LED	120
SQ 1200x300 LED	112	Vespo LED	122
Contra LED	115	Vector 3 LED	123
Plano LED Evo	116	Arto 2 LED	124
Madera 3 LED	117	Indo PLX LED Evo	125
Compact LED Evo	118		

Investment lighting / medical

Compact LED Hygienic	130	Labo LED	133
Compact LED Evo IP65	131	Labo LED 1200x600	136
Compact LED Evo 1200 IP65	132	Labo LED 1200x300	137

Investment lighting / downlights

RQ 220 LED N/P PLUS	142	RQ 100 LED Plus P	150
SQ 160 LED Plus N	144	Swing LED Evo	152
SQ 160 LED Plus P	145	DL 220 LED Evo	153
RQ 160 LED Plus N	146	DLN 220 LED Evo	154
RQ 160 LED Plus P	147	Nectra LED Plus	155
SQ 100 LED Plus N	148	Tiunne Plus 90/160/200	156
SQ 100 LED Plus P	149		

Investment lighting / bulkheads

Dione LED Plus	164	SQ 300 LED Plus	178
Dione LED Plus Multi	165	Phobos LED	180
Dione LED Plus Asymmetric	166	Deimos LED Plus	181
Rotan LED	169	Gamma LED	182
Capella LED Plus Z	172	Portal LED Basic	183
Capella LED Plus IoT	174	Square LED Basic	184
Capella LED Plus	176	Oval LED Basic	185
Camea LED Evo	177		

Investment lighting / emergency lighting

Dot CS LED	188	Safelite	190
Dot CR LED	189		

Industrial lighting

Tytan LED Pro	198	Industry IP66 LED MR	231
Tytan Multi LED	199	Industry IP40 LED	232
Tytan 2 LED	200	Industry 2 LED	233
Tytan 2 LED Endura	203	Arena LED	234
Tytan 2 LED Hall	204	Oculus LED	240
Tytan 2 LED Chemo	207	Oculus LED Mini	241
Tytan 2 LED 24-48V	208	Oculus LED UGR	242
Tytan 2 LED UGR	211	Oculus LED Mini UGR	243
Tytan 2 LED Basic	212	Oculus LED Endura	244
Tytan 2 LED Basic Multi	213	Oculus LED P1	246
Tores LED PC	215	Oculus LED P2	247
Linea S LED	222	Hulk LED EVO	249
Linea 3 LED	224	Factor LED	250
Linea 2 LED	226	Factor LED HB	254
Mimo 2 LED	227	Quest 2 LED HB	258
Industry Slim LED	228	Quest 2 LED	259
Industry IP66 LED	230		

Road and street lighting

Tiara 2 LED M	268	Strado LED M	273
Tiara 2 LED S	269	Astra LED	278
Tiara LED Pro	270	Astra LED 12-24V	279
Strado LED S	272	Astra LED ALU	280

Park & city lighting

Altezzo L 150	284	Altezzo A 120	287
Altezzo L 100	285	Leo Park LED	290
Altezzo A 150	286	Mitra LED	291


Intelligent lighting control

Clue	296	PIR sensor	298
DALI / DALI 2	298	Tunable White	299
Internet of things – IoT	298	RCR sensor	299
Corridor function	298	Lighting management system	299
DIMM 1-10V	298	Your city empowered by technology	299

Bactericidal and virucidal luminaires

UV-C Sterilon Hepa	308	UV-C Sterilon Square PP	314
UV-C Sterilon Flow Premium	309	UV-C Sterilon Square Hepa	316
UV-C Sterilon Air	310	UV-C Sterilon Max	317
UV-C Sterilon Air Z1	311	UV-C Sterilon Max Pro	319
UV-C Sterilon Car	312		

Technical designations

Luminous efficiency	max. 178 lm/W
Ingress protection	IP66
Impact resistance class	IK10
Protection class 1/2/3/	

CE ALL OUR PRODUCTS MEET THE REQUIREMENTS OF THE EUROPEAN UNION'S DECLARATION

Luminaire parameters are given with tolerance permitted by the standard. The manufacturer reserves the right to change the parameters of the product not for the worse, in the course of its improvement, and to make design changes or upgrade the product. Materials presented in the booklet are not a commercial offer. The complete, current offer of Lena Lighting along with current parameters can be found at www.lenalighting.pl.

Date of publication: 05/09/2023

Architectural **lighting**





reddot winner 2023

Colline x Terrano

max. 134 lm/W IP20


Rated power [W]:	10 - 53	Body colour:	white, black, graphite grey, beige, claret, green, cobalt blue
Luminous flux [lm]:	1400 - 5700	Diffuser material:	PC
Mounting method:	suspended	Optics material:	PC
Body material:	wool / steel, polyester/ steel	Dimensions A/B/C [mm]:	1200/600/100, 1200/400/100, 1200/200/100

Distinguishing features:

- UGR ranges from 12 to 19
- High-class sound absorption
- Versions with DALI control available
- The luminaire is made of three-layer felt
- A variety of embossings and colours of acoustic panels available



Use of the Colline x Terrano luminaire in a conference room



Personalisation **possibilities**

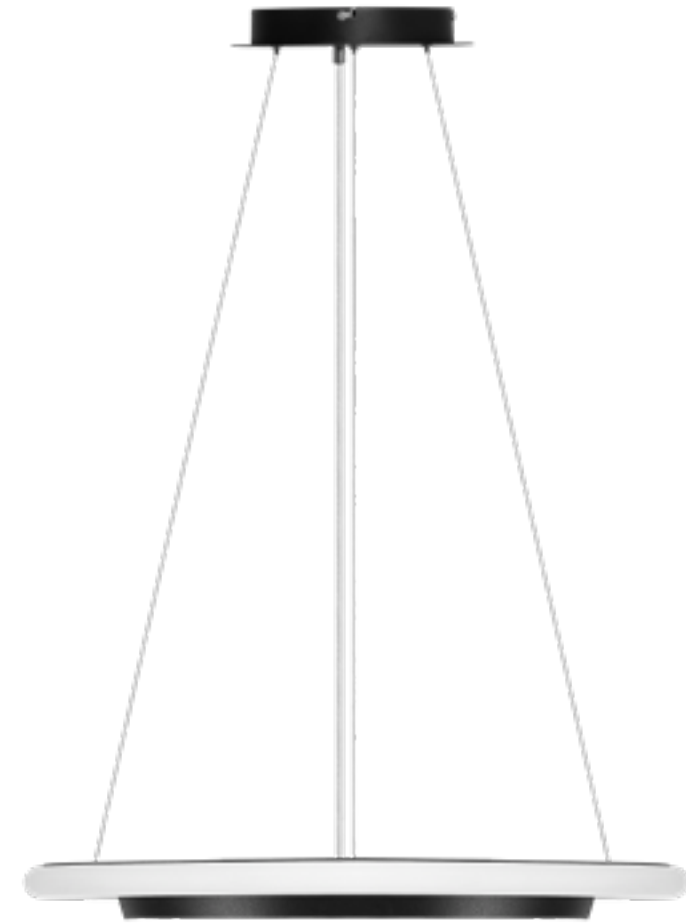
The Colline x Terrano luminaires combine elegant, sophisticated design, energy-saving lighting and top-class sound-absorbing components.

The Colline x Terrano luminaires are intended to create places conducive to work and rest, as well as to tackle everyday challenges of the day and night.

The modular design of the Colline x Terrano luminaire translates to a wide range of personalisation options: from the choice of material, size and colour of the panel, colour of light, rich design, to a number of intelligent functions, such as DIMM DALI control, allowing for dimming and brightening the light. The colourful block of panels can not only effectively soundproof the space, but also freely decorate the interior, adorning it with a modern flair.

The product has been made with care for the natural environment in mind. The panel structure is reinforced with NanoFelt Ag technology, which ensures microbiological protection. Colline x Terrano is distinguished by its durability, and its components are recyclable.





For years, our team of experts has been assisting architects in creating professional designs and providing top-notch lighting systems.

We leverage our knowledge and experience to offer you the best solutions tailored to your needs, expectations, and capabilities. We tackle the most ambitious challenges and support the realisation of the most daring visions. We are inspired by unconventional ideas and opportunities. We blend the most advanced technology with a profound understanding of lighting and a passion for creativity.



reddot winner 2022

Jakub Zarzyński / Designer

We support your vision



reddot winner 2022

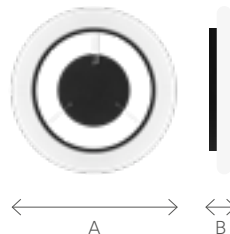
Sizzano

max.
105 lm/W IP40

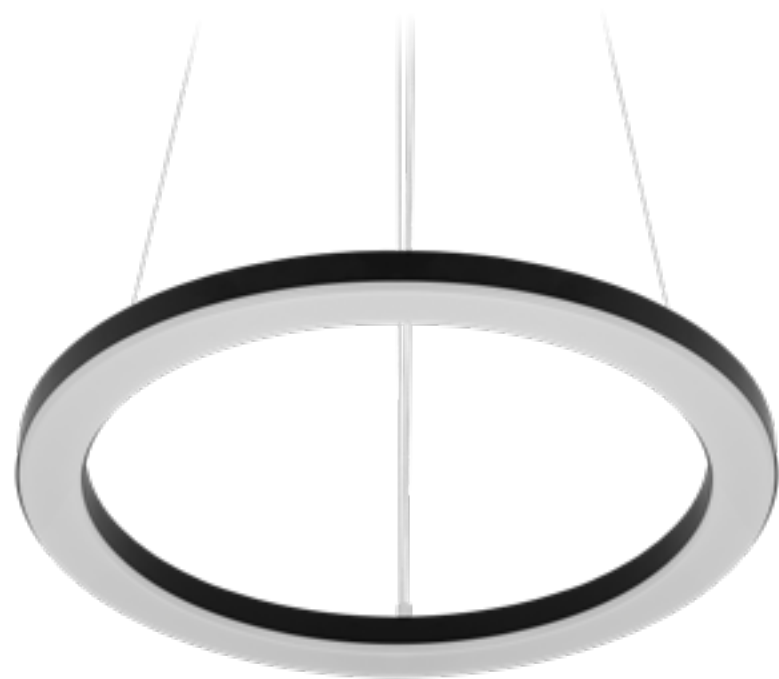
Rated power [W]:	21 - 37, 32 - 55	Body colour:	black
Luminous flux [lm]:	2000 - 3800, 3100 - 5600	Diffuser material:	PMMA
Mounting method:	suspended	Diffuser type:	OPAL
Body material:	HIPS	Dimensions A/B [mm]:	Ø970/80, Ø630/50

Distinguishing features:

- Modern and intriguing design
- Perfect uniform light distribution
- MULTILED versions with adjustable power and flux settings
- Two diameters
- Version with DIMM - DALI control



Application of the Sizzano luminaire in a modern apartment.



Solanto

max.
94 lm/W IP20

Rated power [W]: 30 - 62

Luminous flux [lm]: 1890 - 6100

Mounting method: suspended

Body material: steel

Body colour: white, black


Diffuser material: PS, PMMA (1200 model)

Diffuser type: OPAL

Dimensions A/B [mm]: Ø602/32, Ø900/32, Ø1200/32

Distinguishing features:

- Classic circle-shaped design
- Thermoformed diffuser
- Multi versions with adjustable power and flux settings
- Perfect uniform light distribution
- Versions with DIMM - DALI control



Application of the Solanto luminaire in a beauty & spa centre.



Solanto

max.
116 lm/W IP20

Rated power [W]: 30 - 53

Luminous flux [lm]: 1890 - 4980

Mounting method: surface mounted

Body material: steel

Body colour: white, black


Diffuser material: PS

Diffuser type: OPAL

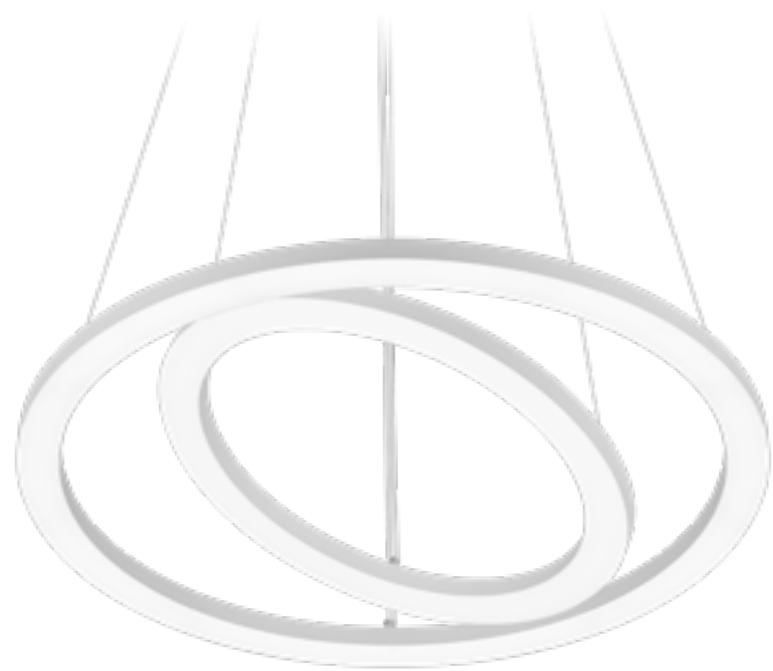
Dimensions A/B [mm]: Ø602/68, Ø900/68

Distinguishing features:

- Classic circle-shaped design
- Thermoformed diffuser
- Multi versions with adjustable power and flux settings
- Perfect uniform light distribution
- Versions with DIMM - DALI control



Application of the surface-mounted Solanto luminaire in a fitness and yoga centre.



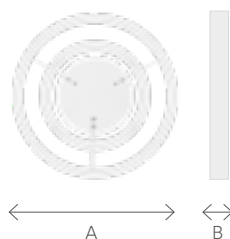
Solanto Duo

max. 122 lm/W IP20

Rated power [W]:	26 - 54	Body colour:	white, black
Luminous flux [lm]:	1500 - 4300	Diffuser material:	PS
Mounting method:	suspended	Diffuser type:	OPAL
Body material:	steel	Dimensions A/B [mm]:	Ø602/32, Ø900/32

Distinguishing features:

- Intriguing design
- Thermoformed diffuser
- Multi versions with adjustable power and flux settings
- Perfect uniform light distribution
- Versions with DIMM - DALI control



Application of the Solanto Duo luminaire in a modern apartment.



Solanto Quattro

IP20 

Rated power [W]:	30 - 53	Body colour:	white, black
Luminous flux [lm]:	2500 - 6100	Diffuser material:	PS
Mounting method:	suspended	Diffuser type:	OPAL
Body material:	steel	Dimensions A/B/C [mm]:	Ø602/32, Ø900/32

Distinguishing features:

- Intriguing design
- Several configuration options
- Thermoformed diffuser
- Multi versions with adjustable power and flux settings
- Perfect uniform light distribution
- Versions with DIMM - DALI control



Application of the Solanto Quattro luminaire in an office building lobby.

In shades **of light**

Messaggio is a balanced combination of the highest quality design, intelligent technologies and art, which provides extremely wide arrangement possibilities.

It's a collection which allows to create multi-coloured variants of luminaires. The combination of their different versions – suspended, wall and floor luminaires – allows for creating phenomenal lighting and decorative compositions.

The LED modules used in the luminaires ensure a high level of energy efficiency. The steel, robust, yet visually subtle housing can be painted in two different colours from the RAL palette, both inside and outside.

Messaggio luminaires are also available with DALI control as option, which allows you to adjust the luminous flux. Our team of engineers and technologists can also program the luminaires according to the specific needs of investors and architects to enable light control in multi-luminaire compositions.

—Messaggio **collection**

by Dorota Koziara



different versions

- 01 **Messaggio suspended**
Suspended version of the luminaire
- 02 **Messaggio wall lamp**
Three lengths of wall lamps
- 03 **Messaggio XS wall lamp**
Wall lamp
- 04 **Messaggio free-standing version**
Free-standing version of the luminaire



Dorota Koziara / Designer



The world-famous designer has created a collection of LED luminaires for us. The idea of the project is to combine the magic of light with a highly energy-saving lighting system.


Dorota Koziara has a wide approach to design, as a designer she also deals with the promotion of design, company development strategy through design and design criticism. She's been designing for many renowned companies. For many years she has also been the curator and organiser of exhibitions promoting design in the international field.

Her works have been presented at numerous exhibitions in Poland and abroad, including in Milan, London, Paris, New York, Berlin, Tokyo and Zurich. She has been the laureate in the international sculpture competition "Third Millennium" in Italy for the installation of "12 Angels" in Tuscany, Italy.

We support your vision



Messaggio

max.
106 lm/W IP20 

Rated power [W]:	18 - 64	Body colour:	any from the RAL palette
Luminous flux [lm]:	670 - 5700	Diffuser material:	PC
Mounting method:	surface-mounted, wall-mounted, suspended	Diffuser type:	OPAL
Body material:	steel	Dimensions A/B/C [mm]:	701/130/80, 1261/130/80, 1541/130/80

Distinguishing features:


- Minimalist design crafted by Dorota Koziara
- The luminaires are available in all colours from the RAL palette, including multi-colour variants
- Versions with DALI control available
- Adjustable suspension length



Visualization of Messaggio luminaire applications




Messaggio wall lamp

max. 95 lm/W IP20 

Rated power [W]:	18 - 64	Body colour:	any from the RAL palette
Luminous flux [lm]:	670 - 5700	Diffuser material:	PC
Mounting method:	surface-mounted, wall-mounted	Diffuser type:	OPAL
Body material:	steel	Dimensions A/B/C [mm]:	701/128/106, 1261/128/106, 1541/128/106

Distinguishing features:

- Minimalist design crafted by Dorota Koziara
- The luminaires are available in all colours from the RAL palette, including multi-colour variants
- Versions with DALI control available



Visualization of Messaggio luminaire applications



Messaggio XS wall lamp

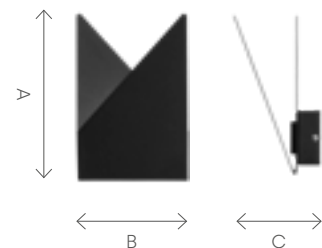
max. 95 lm/W IP20 

Rated power [W]:	2
Luminous flux [lm]:	80 - 150
Mounting method:	surface-mounted, wall-mounted
Body material:	steel

Body colour:	any from the RAL palette
Diffuser material:	PC
Diffuser type:	OPAL
Dimensions A/B/C [mm]:	200/130/140

Distinguishing features:


- Minimalist design crafted by Dorota Koziara
- The luminaires are available in all colours from the RAL palette, including multi-colour variants
- Versions with DALI control available



Visualization of Messaggio luminaire applications



Messaggio free-standing version

max.
104 lm/W IP20 

Rated power [W]:	23 - 44	Body colour:	any from the RAL palette
Luminous flux [lm]:	1300 - 4500	Diffuser material:	PC
Mounting method:	free standing	Diffuser type:	OPAL
Body material:	steel	Dimensions A/B [mm]:	1246/Ø220 1807/Ø260

Distinguishing features:

- Minimalist design crafted by Dorota Koziara
- The luminaires are available in all colours from the RAL palette, including multi-colour variants
- Versions with DALI control available



Visualization of Messaggio luminaire applications



The application of the Coria LED system in the conference room at the African Missions Centre in Borzęcin Duży



Coria 2 LED

max. 114 lm/W IP44 IP40 IK03

Rated power [W]: 15 - 150

Luminous flux [lm]: 1600 - 17100

Mounting method: surface, suspended

Body material: aluminium

Body colour: white, black

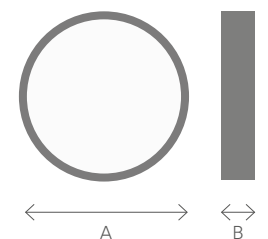
Diffuser material: PC

Diffuser type: OPAL, PRM

Dimensions A/B [mm]: $\varnothing 300/85$, $\varnothing 400/85$, $\varnothing 600/85$, $\varnothing 900/85$, $\varnothing 1200/85$

Distinguishing features:

- Classic design and elegance
- Intuitive assembly
- High luminous efficiency and uniform light distribution
- Excellent lighting parameters make the luminaire perfect for large conference rooms
- Many size and color versions



The best solution for your office

The minimalist and unique design has been combined with an innovative approach in the field of energy saving and solutions that increase the comfort of working and staying in artificial light. The Baris 40 LED and Baris 52 LED luminaires have been designed in accordance with the Human Centric Lighting concept, which – when it comes to lighting design – puts people and their needs first.

The opal cover ensures uniform light distribution on the diffuser, which has a significant impact on the sense of comfort and well-being. The luminaires combine the most important aspects of a modern approach to lighting design – maximum energy efficiency, functionality, possibility to create individual lighting installations and user comfort.

6 metres
of a uniform design

UGR <19
no glare effect



Baris LED family



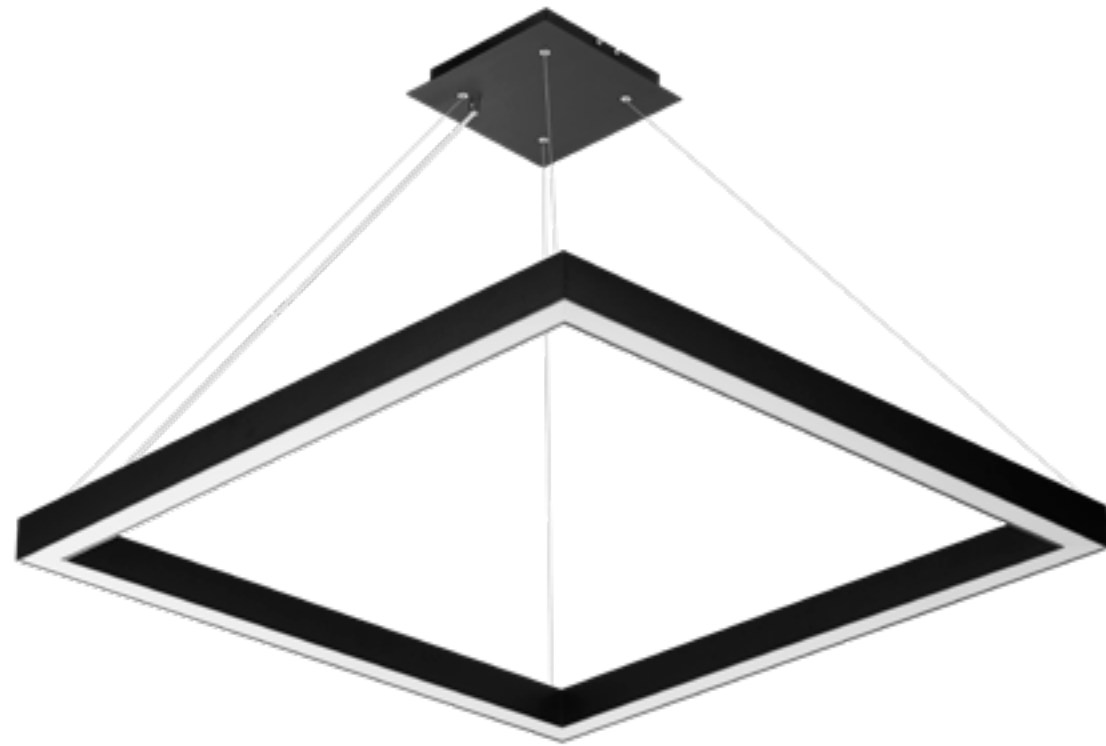
different versions

- | | |
|---|---|
| 01 Baris Square 40/52 LED
A classic square-shaped luminaire | 05 Baris 52 LED
Suspended and surface-mounted luminaire for creating light lines |
| Baris 40 LED
Suspended and surface-mounted versions of the luminaire | 06 Baris 52 LED X, T, L, V
Connectors for creating various light lines |
| Baris 40 LED UGR
UGR<19 suspended and surface-mounted versions of the luminaire | 07 Baris 52 Led P GK
Luminaire designed for flush installation in plasterboard ceilings |
| Baris 40/52 LED wall lamp
Wall lamp | 08 Baris 52 LED SM
Luminaire designed for flush installation in modular ceilings |



Key differences between the 52 and 40 versions:

- Version 52 is a modular system featuring X, T, L, and V connectors
- Version 52 allows for creating light lines up to 25 metres without diffuser joints
- Version 52 is characterised by IP44 class of ingress protection
- Version 52 can be enhanced with IoT components
- Version 40 is a standalone, autonomous luminaire which does not come in a flush-mounted variant



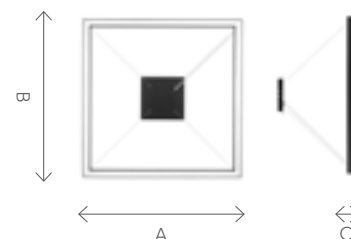
Baris Square 40 LED

max.
110 lm/W IP20 

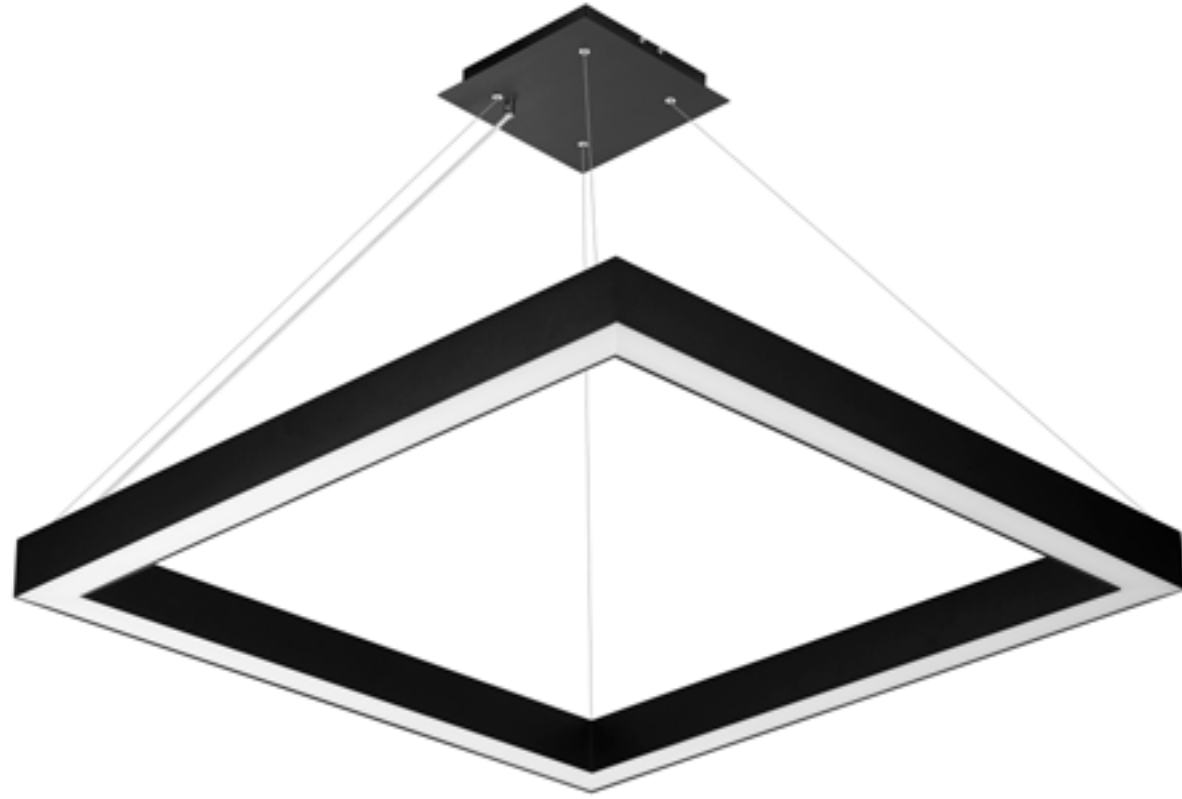
Rated power [W]:	32 - 116	Body colour:	white, black, grey
Luminous flux [lm]:	3200 - 11700	Diffuser material:	PC
Mounting method:	suspended	Diffuser type:	OPAL, PRM
Body material:	aluminium	Dimensions A/B/C [mm]:	1162/1162/52, 882/882/52, 602/602/52

Distinguishing features:

- Robust body
- Modern design
- High luminous efficiency
- Compact design
- Vast selection of diffuser version, colour and suspension length



Application the Baris Square 40 LED luminaire.



Baris Square 52 LED

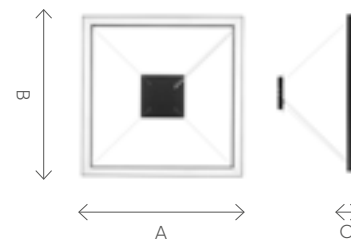
max.
114 lm/W IP40 

Rated power [W]:	32 - 145
Luminous flux [lm]:	3100 - 15100
Mounting method:	suspended
Body material:	aluminium

Body colour:	white, black, grey
Diffuser material:	PC
Diffuser type:	OPAL, PRM
Dimensions A/B/C [mm]:	1173/1173/69, 1453/1453/69, 893/893/69, 613/613/69

Distinguishing features:

- Robust body
- Modern design
- High luminous efficiency
- Compact design
- IP40 versions
- Vast selection of diffuser version, colour and suspension length



Application the Baris Square 40 LED luminaire.




Baris 40 LED

max.
131 lm/W IP44/IP20 

Rated power [W]:	14 - 50	Body colour:	grey, white, black
Luminous flux [lm]:	1300 - 5900	Diffuser material:	PC
Mounting method:	surface, suspended	Diffuser type:	OPAL, PRM
Body material:	aluminium	Dimensions A/B/C [mm]:	1140/53/40, 1421/53/40, 860/53/40, 579/53/40

Distinguishing features:

- Robust body
- Narrow profile
- High luminous efficiency
- Compact design
- IP44 versions
- Vast selection of diffuser version, colour and suspension length



Application of the Baris 40 LED luminaire in a conference room.



Baris 40 LED UGR



max.
126 lm/W IP44/IP20 

Rated power [W]:	19 - 44
Luminous flux [lm]:	2200 - 5100
Mounting method:	suspended, surface-mounted
Body material:	aluminium


Body colour:	grey, white, black
Diffuser material:	PMMA
Diffuser type:	transparent
Dimensions A/B/C [mm]:	1140/53/40, 1421/53/40

Distinguishing features:

- No glare effect
- Narrow profile
- High luminous efficiency
- Compact design
- IP44 versions
- Vast selection of diffuser version, colour and suspension length



Application of the Baris 40 LED UGR luminaire in an office.



Baris 40 LED Wall lamp

max.
85 lm/W IP44 

Rated power [W]: 7 - 39

Luminous flux [lm]: 550 - 4450

Mounting method: wall

Body material: aluminium

Body colour: grey, white, black


Diffuser material: PC

Diffuser type: OPAL, PRM

Dimensions A/B/C/D [mm]: 579/40/53/71, 860/40/53/71

Distinguishing features:

- Compact design
- Ingress protection – IP44
- Elegant, minimalist design
- High-end design
- Robust body



Application of the Baris 40 LED luminaire in a hotel room.

Impressive seamless profile length and LED module replacement capability.

Baris 52 LED



Baris 52 LED is an intelligent, energy-saving luminaire allowing for original lighting arrangements in offices and representative rooms.

Equipped with an ergonomic assembly system, it allows you to create light lines reaching up to 6 metres in length without the need to join the profile and the diffuser, and to compose virtually unlimited strings as well as simple shapes and figures.

Another advantage of the luminaire is its energy efficiency. It features the highest-class LED modules and intelligent solutions limiting electricity consumption.

25 m

of a uniform diffuser design




Enhanced functionality thanks to IoT

The luminaire has the capability to work with intelligent IOT modules, which further optimises the level and the amount of generated light.



Easy replacement

The luminaire's modularity allows for replacement of electronic components such as the LED strip, power supply and the diffuser.



Effortless installation

Practical plastic clips for connecting the LED lighting module to the aluminium luminaire frame.



Dedicated versatile diffuser

The dedicated flexible edge of the diffuser allows for achieving IP44 ingress protection and up to 25 metres of uniform diffuser length.



Baris 52 LED


max.
129 lm/W IP44 

Rated power [W]:	14 - 84
Luminous flux [lm]:	1750 - 9600
Mounting method:	suspended, surface-mounted
Body material:	aluminium

Body colour:	grey, white, black
Diffuser material:	PC
Diffuser type:	OPAL, PRM, UGR
Dimensions A/B/C [mm]:	1143-5623/52/69

Distinguishing features:

- For creating lines up to 6 meters long without profile joints and up to 25 m with no need to join the diffuser
- Modular design facilitating replacement of components
- Flexibility in matching the luminaire's diffuser version, colour, length (every 14 cm)
- Versions with a louvre limiting the glare effect UGR<19 available L, X, T connectors



Application of the suspended version of the Baris 52 LED luminaire in a conference room.




Baris 52 LED X/T/L/V

max.
126 lm/W IP20 

Rated power [W]:	17	Body colour:	grey, white, black
Luminous flux [lm]:	2100	Diffuser material:	PC
Mounting method:	surface, suspended	Diffuser type:	OPAL/PRM/UGR
Body material:	aluminium	Dimensions:	see the technical data sheet

Distinguishing features:

- Aluminium body
- Comes with built-in electronics and the diffuser
- A multi-purpose solution: for surface and suspended installation
- Exceptional opportunities for lighting line customisation



Application of the suspended version of the Baris 52 LED luminaire and linear connectors in a restaurant.



Baris 52 LED P GK

max.
107 lm/W IP44/IP20

Rated power [W]:	9 - 64	Body colour:	grey, black, white
Luminous flux [lm]:	700 - 6948	Diffuser material:	PC
Mounting method:	flush-mounted in plasterboard ceilings	Diffuser type:	OPAL, UGR, PRM
Body material:	aluminium	Dimensions A/B/C [mm]:	586/69/37, 1145/69/37, 1425/69/37, 2265/69/37

Distinguishing features:

- Modular design facilitating replacement of components
- Flexibility in matching the luminaire's diffuser version, colour, length (every 14 cm)
- Versions with a louvre limiting the glare effect UGR<19 available
- The luminaire profile height is only 37 mm
- Aluminium body



The application of the flush-mounted version of the Baris 52 LED luminaire in an open-plan office space.




Baris 52 LED Single

max. 109 lm/W IP44

Rated power [W]:	9 - 66	Body colour:	white, black, grey
Luminous flux [lm]:	850 - 6800	Diffuser material:	PC
Mounting method:	surface, suspended	Diffuser type:	OPAL, PRM, UGR
Body material:	aluminium	Dimensions A/B/C [mm]:	583, 1143, 1423, 2263/52/69

Distinguishing features:

- Compatible with intelligent IoT modules
- Luminaire's modularity and disassembly capabilities
- Ergonomic suspension system
- High ingress protection




Baris 52 LED DIR/IND Single

max. 115 lm/W IP44

Rated power [W]:	44 - 88	Body colour:	white, black, grey
Luminous flux [lm]:	4950 - 9900	Diffuser material:	PC
Mounting method:	suspended	Diffuser type:	OPAL, PRM
Body material:	aluminium	Dimensions A/B/C [mm]:	1143, 1423, 2263/52/69

Distinguishing features:

- Compatible with intelligent IoT modules
- Version with indirect light distribution available
- Luminaire's modularity and disassembly capabilities
- Ergonomic suspension system
- High ingress protection






Baris 52 LED P SM

max.
92 lm/W IP44/IP20 

Rated power [W]:	9 - 45	Body colour:	white, black, grey
Luminous flux [lm]:	850 - 4500	Diffuser material:	PC
Mounting method:	flush-mounted in modular ceilings	Diffuser type:	OPAL, PRM
Body material:	aluminium	Dimensions A/B/C [mm]:	1193/69/60, 1793/69/60, 593/69/60

Distinguishing features:

- Robust body made of aluminium
- Diffuser: OPAL (soft light) or PRM (glare reduction)
- Complete mounting system for quick and easy installation in modular ceilings.
- High degree of light uniformity SDCM ≤3
- Low weight



Visualisation of the application of the Baris 52 LED luminaire version intended for installation in modular ceilings.



Baris 52 LED Wall lamp

max.
108 lm/W IP44 

Rated power [W]: 13 - 26

Luminous flux [lm]: 1300 - 2750

Mounting method: wall

Body material: aluminium

Body colour: grey, white, black


Diffuser material: PC

Diffuser type: OPAL, PRM

Dimensions A/B/C/D [mm]: 864/52/69/82

Distinguishing features:

- The available DIR/IND versions provide bi-directional light distribution (up and down) in the 65/35 ratio.
- Ingress protection – IP44
- Elegant, minimalist design
- High-end design
- Robust body



Application of the Baris 52 LED wall lamp in a museum.



Elegante LED System

max.
86 lm/W IP44/IP40 

Rated power [W]: 8 - 30

Luminous flux [lm]: 700 - 2400

Mounting method: flush mounted

Body material: aluminium

Body colour: grey

Diffuser material: PC

Diffuser type: OPAL

Dimensions A/B/C [mm]:
562/90/65, 1123/90/65
575/52/66, 1136/52/66

Distinguishing features:

- Frameless design
- L, X, T connectors
- Durable aluminium body
- To be connected in lines without diffuser joints (up to 25 m long).



The application of the Elegante LED system in a conference room at Decora S.A. in Środa Wielkopolska.



EXPO Adjust

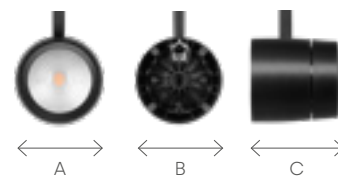
max.
111 lm/W IP20 

Rated power [W]:	19 - 37
Luminous flux [lm]:	1700 - 3450
Mounting method:	busbar-mounted, surface-mounted, flush-mounted
Body material:	aluminium, ABS box

Body colour:	white, black
Diffuser material:	PC
Types of optics:	transparent lens
Dimensions A/B/C [mm]:	85/95/98-116

Distinguishing features:

- In some versions the beam angle can be freely adjusted (22°-55°) by manually turning the luminaire body, similarly to a lens operation ("zoom")
- Compatible with the busbar system
- Versions with DIMM - DALI control
- No emission of ultraviolet and infrared radiation and a high colour rendering index (Ra>90)



The use of the Expo Adjust system in a beauty supply boutique.

NEW




Expo Adjust Shop

max.
111 lm/W IP20 

Rated power [W]:	19 - 35	Body colour:	white, black
Luminous flux [lm]:	1000 - 3200	Diffuser material:	PC
Mounting method:	busbar-mounted, surface-mounted, flush-mounted	Types of optics:	transparent lens
Body material:	aluminium, ABS box	Dimensions A/B/C [mm]:	85/95/98-116

Distinguishing features:

- No emission of ultraviolet and infrared radiation
- Version: Meat and cold cuts – colour temperature shifted closer to Red (Ra 80). Meat products appear more appetizing and fresh
- Version: Bread – light colour shifted closer to Yellow (3000K, Ra 90). The baked goods display more saturated colours, enhancing their freshness
- Version: Jewellery – light colour shifted closer to White (4000K, Ra 90). This colour can be used for the display of other product categories. It's versatile and highlights the details. It allows for better product exposure.



Application of the Expo Adjust Shop system in a jewellery shop.



Expo LED 2

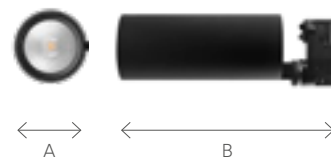
— "Mini" versions available

max.
144 lm/W IP20 

Rated power [W]:	9 - 35	Body colour:	white, black
Luminous flux [lm]:	1046 - 4227	Optics material:	aluminium
Mounting method:	busbar-mounted	Types of optics:	reflector
Body material:	aluminium, ABS box	Dimensions A/B [mm]:	107/225

Distinguishing features:

- No emission of ultraviolet and infrared radiation
- High colour rendering index
- Three light beam angles: 15°, 38°, 60°.
- High luminous efficiency
- High durability



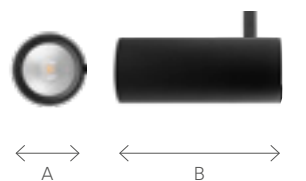
Expo LED 3 Mini


max.
147 lm/W IP20 

Rated power [W]:	9 - 22	Body colour:	white, black
Luminous flux [lm]:	1046 - 2950	Types of optics:	reflector
Mounting method:	busbar-mounted	Optics material:	aluminium
Body material:	aluminium	Dimensions A/B [mm]:	86/185


Distinguishing features:

- Compatible with the busbar system
- No emission of ultraviolet and infrared radiation
- High colour rendering index (Ra>90)





Terrano


max.
113 lm/W IP20 

Rated power [W]:	9 - 56
Luminous flux [lm]:	1050 - 6300
Mounting method:	surface-mounted for modular ceiling profiles
Body material:	powder coated steel

Body colour:	black and white
Diffuser material:	PC
Types of optics:	lenses
Dimensions A/B/C [mm]:	568/33/17

Distinguishing features:

- Quick and tool-free assembly
- Very low UGR between 12 and 19
- Possibility to create a composition of light fixtures
- Low weight
- Compact dimensions



Application of the Terrano system in the office.



Terrano S

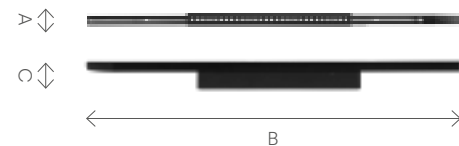
max.
134 lm/W IP20 

Rated power [W]:	9 - 56
Luminous flux [lm]:	1050 - 6300
Mounting method:	busbar-mounted
Body material:	powder coated steel sheet

Body colour:	grey, black, white
Diffuser material:	PC
Types of optics:	lenticular arrays
Dimensions A/B/C [mm]:	48/566/69, 48/1117/69

Distinguishing features:

- Very low UGR between 12 and 19
- Quick installation
- Durable metal body
- Compatible with the busbar system



Application of the Terrano system in a hotel corridor.



Terrano S/R



max.
134 lm/W IP20 ⚡

Rated power [W]:	9 - 53
Luminous flux [lm]:	1050 - 6300
Mounting method:	busbar-mounted
Body material:	powder coated steel sheet

Body colour:	black, white
Diffuser material:	PC
Diffuser type:	lenticular arrays
Dimensions A/B/C [mm]:	48/1180/85, 48/630/85

Distinguishing features:



- Very low UGR between 12 and 19
- Quick installation
- The 630 mm long version allows for 360° rotation around its own axis and 45° rotation of the lighting system
- The 1180 mm long version allows for 45° rotation of the lighting system



Application of the Terrano system in an art gallery.



Tube LED Evo 2

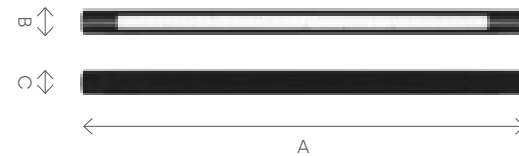
max.
121 lm/W IP65 IK08  

Rated power [W]:	14 - 36
Luminous flux [lm]:	1350 - 4200
Mounting method:	surface, suspended
Body material:	PC

Body colour:	grey, black
Diffuser material:	PC, PMMA
Types of optics:	transparent lens
Dimensions A/B/C [mm]:	785/45/42/, 1065/45/42/, 1346/45/42, 1626/45/42

Distinguishing features:

- Modern design
- High ingress protection
- High impact resistance
- Versatility of use both in the office and in larger commercial and industrial facilities
- Slim design – elegant and matching any interior



Application of the Tube LED Evo 2 system in an apartment.



Piatto LED 340 luminaires in a hospital canteen.



Piatto LED 340


max.
60 lm/W IP20 

Rated power [W]:	9
Luminous flux [lm]:	520; 560
Mounting method:	suspended
Body material:	powder-coated aluminium

Body colour:	white-gold, black-silver, black-gold
Diffuser material:	PC
Diffuser type:	OPAL
Dimensions A/B [mm]:	ø340/280

Distinguishing features:

- Elegant design
- Decorative style
- Minimalist design
- Fashionable colour combinations






Piatto LED 610

max. 76 lm/W IP20

Rated power [W]:	28 - 45	Body colour:	white-gold, black-silver, black-gold
Luminous flux [lm]:	2050 - 3200	Diffuser material:	HIPS, PMMA
Mounting method:	surface, suspended	Diffuser type:	OPAL
Body material:	powder-coated aluminium	Dimensions A/B [mm]:	ø610/150

Distinguishing features:

- Elegant design
- Decorative style
- Minimalist design
- Fashionable colour combinations



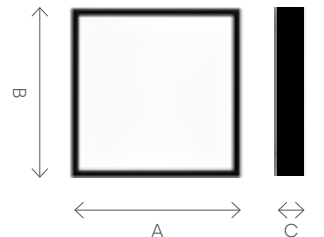
Madera Altus LED Evo

max. 101 lm/W IP20 IK07

Rated power [W]:	50; 88	Body colour:	white, grey, black
Luminous flux [lm]:	4650 - 8700	Diffuser material:	PMMA
Mounting method:	suspended	Diffuser type:	OPAL
Body material:	aluminium, powder-coated steel	Dimensions A/B/C [mm]:	900/900/120

Distinguishing features:

- Large size: 900 mm x 900 mm
- High luminous efficiency
- Robust metal body
- Soft light
- Available in three colours: black, grey and white





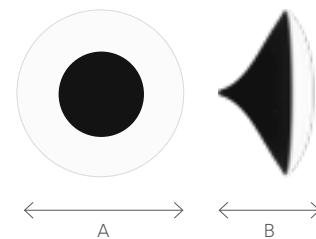
Capella LED Plus

max. 103 lm/W IP65 IP54 IP20 IK07 IK06 



Rated power [W]:	11 - 26	Body colour:	white, red, black
Luminous flux [lm]:	950 - 2450	Diffuser material:	PC
Mounting method:	suspended	Diffuser type:	OPAL
Body material:	ABS	Dimensions A/B [mm]:	ø320/177

Distinguishing features:

- High impact resistance
- Very high ingress protection
- High aesthetic value
- Branded components
- Compatibility with IoT components



Application of the Capella LED Plus luminaires



Terra 2 LED

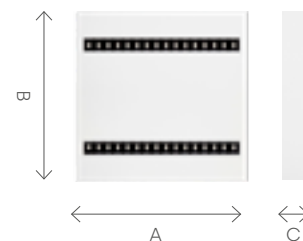
The Multi version with adjustable power and flux settings available

max. 116 lm/W IP20

Rated power [W]:	20 - 72	Body colour:	black and white
Luminous flux [lm]:	1900 - 8100	Diffuser type:	HE louvre
Mounting method:	flush-mounted, surface-mounted, suspended	Types of optics:	lens
Body material:	powder coated steel	Dimensions A/B/C [mm]:	595/595/32, 595/595/36, 595/595/38

Distinguishing features:

- Robust metal body
- High impact resistance
- Glare-reducing louvre luminaires
- High degree of light uniformity SDCM ≤3
- Multitude of versions available in different sizes, colours and power and mounting options



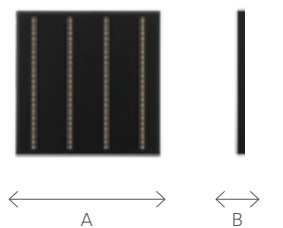
Terra 3 LED


max. 137 lm/W IP20

Rated power [W]:	16 - 70	Body colour:	black and white
Luminous flux [lm]:	1800 - 8600	Types of optics:	lens
Mounting method:	flush-mounted, suspended, surface-mounted	Diffuser type:	HE louvre
Body material:	powder coated steel	Dimensions A/B [mm]:	595/295/32, 595/595/32, 1195/295/32

Distinguishing features:

- Robust metal body
- High impact resistance
- Glare-limiting louvres at optimal UGR levels, even at high luminous flux levels
- High degree of light uniformity SDCM ≤3
- Multitude of versions available in different sizes, colours and power and mounting options





Terra 2 LED Long



— Version with asymmetric light distribution available

max.
116 lm/W IP20 


Rated power [W]:	20 - 72	Body colour:	black and white
Luminous flux [lm]:	1800 - 8400	Diffuser type:	HE louvre
Mounting method:	surface-mounted, flush-mounted, suspended	Types of optics:	lens
Body material:	powder coated steel	Dimensions A/B/C [mm]:	595, 1195/140 - 300/32-38

Distinguishing features:

- Robust metal body
- High impact resistance
- Glare-reducing louvre luminaires
- High degree of light uniformity SDCM ≤3
- Multitude of versions available in different sizes, colours and power and mounting options



The application of the Terra 2 LED system in office spaces at Lena Lighting S.A. in Środa Wielkopolska.




Terra 2 LED Long Asymmetric

max. 116 lm/W IP20

Rated power [W]:	36	Body colour:	white
Luminous flux [lm]:	4200	Diffuser type:	HE louvre
Mounting method:	surface mounted	Types of optics:	lens
Body material:	powder coated steel	Dimensions A/B/C [mm]:	1160/120/36

Distinguishing features:

- Robust metal body
- High impact resistance
- Glare-reducing louvre luminaires
- High degree of light uniformity SDCM ≤3
- Multitude of versions available in different sizes, colours and power and mounting options



Tripact LED

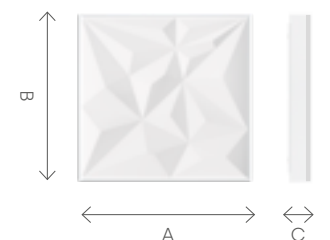
max. 100 lm/W IP40/IP20 IK07

— Versions with round and square-shaped diffusers available

Rated power [W]:	24 - 60	Body colour:	white
Luminous flux [lm]:	2300 - 6000	Diffuser material:	PMMA
Mounting method:	flush mounted	Diffuser type:	OPAL
Body material:	ABS	Dimensions A/B/C [mm]:	595/595/93

Distinguishing features:

- Decorative diffuser
- Mountable on both the ceiling and the wall
- For installation in modular ceilings
- Low weight
- A proven solution based on the design of the Compact LED luminaire




Mini- malistic **design**

Terraco is a lamp with a modernist structure distinguished by an interesting minimalist design.

The steel body of the lamp is available in four colors: silver, graphite, white and black. The multitude of versions with different illuminating surfaces allows it to be used in many places and in various ways: vertically and horizontally. Mounted on the building's facade, it can shine down, down, up and sideways. A version with an asymmetric housing is also available, from which the light falls on the surface at an angle. The lamp is characterized by a high tightness rating of IP54. It is intended for surface mounting.

Terraco is especially suitable as external facade lighting, terraces and balconies. Small dimensions increase the range of applications - it can illuminate recesses or hard-to-reach places. Terraco lamps can also be used indoors and arranged in various ways on the wall to create interesting light arrangements. The lamp allows you to implement a large number of interesting lighting concepts. It is used to illuminate contemporary architecture.



———— **Terraco** family




different versions

- 01 **DIR**
- 02 **DIR/IND**
- 03 **FRONT**
- 04 **SIDE**
- 05 **SIDE DIR/IND**
- 06 **Asymmetric casing**



Terraco LED

max. 67 lm/W IP54 IK04 

Rated power [W]: 8 - 17

Luminous flux [lm]: 250 - 1100

Mounting method: surface mounted

Body material: steel

Body colour: white, black, graphite grey, grey


Diffuser material: PMMA

Diffuser type: OPAL

Dimensions A/B/C [mm]: 260/110/100

Distinguishing features:

- Thanks to the multitude of versions with a wide array of illuminated surfaces, it can be used in various settings and orientations: both vertically and horizontally
- Its small dimensions enhance its versatility – it can effectively light up recessed areas and hard-to-reach spots



Unconventional solutions,
multitude of possibilities.





Altezzo L 100 K lighting on the building's façade



Altezzo L 100 K

up to 130 lm/W IP65 IK08 

Rated power [W]: 5

Luminous flux [lm]: 600 - 650

Mounting method: on building's façade

Body material: aluminium

Body colour: graphite


Diffuser material: PC

Types of optics: lens with PMMA

Dimensions A/B/C [mm]: 40/100/250


Distinguishing features:

- The luminaires are designed to work in very low and high temperatures from -30°C to +50°C and in difficult weather conditions
- No light pollution effect





Altezzo L 150 K

up to 130 lm/W IP65 IK08 

Rated power [W]: 40

Luminous flux [lm]: 4600 - 5200

Mounting method: on building's façade

Body material: aluminium

Body colour: graphite


Diffuser material: PC

Types of optics: lens with PMMA

Dimensions A/B/C [mm]: 40/100/250

Distinguishing features:

- The luminaires are designed to work in very low and high temperatures from -30°C to +50°C and in difficult weather conditions
- No light pollution effect



Altezzo L 150 K lighting on the building's façade

Investment lighting



Troffers





THE PERFECT BLEND OF MODERN AND MINIMALIST DESIGN

The type of lighting and its area of application requires appropriate selection of parameters in the design process. When designing two seemingly different lamps with different lighting parameters and different functionalities, we had in mind their combined use in different rooms of the same building.

One family – various parameters and dedicated applications.

Designed from scratch,



the SQ 600 LED offers a quick-mounting system and outstanding lighting parameters, making it an ideal choice for office environments, spacious corridors and public spaces. A special lens system ensures uniform lighting and even illumination of the diffuser surface. The use of a prismatic diffuser helps minimise glare effects. The great advantage of SQ 600 LED is its easy mounting and service. Due to the low weight and the diffuser's click-in system, the mounting of the luminaire is quick, efficient and tool-free.

SQ 300 LED is a new line of square bulkhead luminaires which can be used in smaller rooms and in corridors. The plastic body ensures low weight and high impact resistance (IK08). The diffuser made of polystyrene (PS) provides excellent lighting properties. A special lens system ensures uniform lighting and even illumination of the diffuser surface. The SQ 300 LED luminaire is available in versions with the RCR motion sensor and DIMM DALI control.

SQ 300/600 **family**



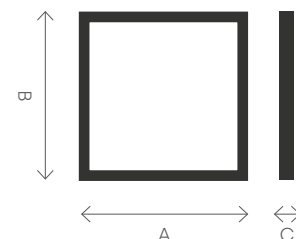
SQ 600 LED

max. 151 lm/W IP44/IP20 IP20

Rated power [W]:	18 - 73	Body colour:	white, black
Luminous flux [lm]:	2650 - 10900	Diffuser material:	PS
Mounting method:	surface-mounted, flush-mounted	Diffuser type:	OPAL, PRM
Body material:	ABS	Dimensions A/B/C [mm]:	592/592/44

Distinguishing features:

- Low weight
- Fast, simple installation
- Versatility (surface-mounted version with the possibility of flush mounting in modular ceilings)
- Glare-reducing louvre luminaire



SQ 300 LED Plus

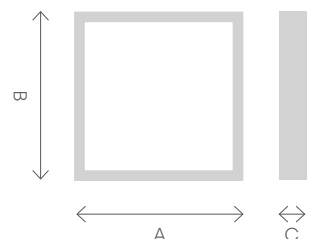
max. 96 lm/W IP54 IK08

— VD budget version with sequential power supply available

Rated power [W]:	24; 25	Body colour:	white, black
Luminous flux [lm]:	2100 - 2800	Diffuser material:	PS
Mounting method:	surface mounted	Diffuser type:	OPAL
Body material:	ABS	Dimensions A/B/C [mm]:	300/300/58


Distinguishing features:

- The luminaire is ENEC certified
- Low weight
- Fast, simple installation
- High impact resistance
- High ingress protection class





SQ 1200x300 LED

max. 130 lm/W IP44/IP20 IP20 

Rated power [W]:	25 - 58
Luminous flux [lm]:	2900 - 7500
Mounting method:	surface-mounted, flush-mounted
Body material:	ABS

Body colour:	white, black
Diffuser material:	PS
Optics material:	OPAL, PRM
Dimensions A/B/C [mm]:	1190/290/46

Distinguishing features:


- Low weight
- Fast, simple installation
- Versatility (surface-mounted version with the possibility of flush mounting in modular ceilings)
- Glare-reducing louvre luminaire



Application of the SQ system in a classroom



Application of the Contra LED luminaire



Contra LED

max.
146 lm/W

IP20

IK06

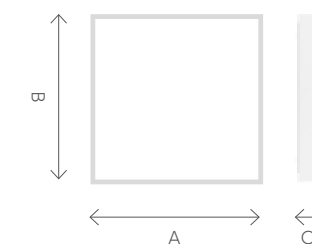


Rated power [W]:	24 - 36
Luminous flux [lm]:	3200 - 5000
Mounting method:	flush-mounted, surface-mounted suspended
Body material:	coated aluminium

Body colour:	white
Diffuser material:	PS
Diffuser type:	PRM, MAT
Dimensions A/B/C [mm]:	595/595/39, 1195/295/39

Distinguishing features:

- Low, slim profile and elegant appearance
- Suitable for flush installation in modular ceilings, surface mounting, or suspension using an additional frame (available as an accessory).
- Perfect light diffusion





Plano LED Evo


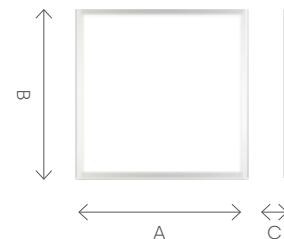
— UGR<19 version reducing the glare effect available

max.
110 lm/W IP40/IP20 IK07 ⚡

Rated power [W]:	30 - 54	Body colour:	white
Luminous flux [lm]:	3000 - 5700	Diffuser material:	PS
Mounting method:	flush-mounted, surface-mounted	Diffuser type:	OPAL, PRM, PMMA
Body material:	aluminium	Dimensions A/B/C [mm]:	595/595/9, 620/620/9, 1195/295/9

Distinguishing features:

- Elegant, minimalist design
- Low (flat) profile
- Low weight
- Rectangular and square versions



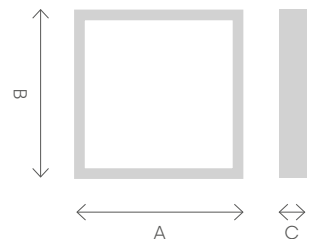
Madera 3 LED

max.
123 lm/W IP44 IK07 ⚡

Rated power [W]:	15 - 41	Body colour:	grey, white, black
Luminous flux [lm]:	1800 - 5200	Diffuser material:	PS
Mounting method:	surface mounted	Diffuser type:	PRM, OPAL
Body material:	powder coated steel	Dimensions A/B/C [mm]:	1170/350/68, 620/620/68, 620/350/68, 480/480/68, 310/310/68

Distinguishing features:

- Minimalist design
- Comfortable light and no glare effect
- Available in several colours
- Multitude of mounting options and sizes
- High degree of light uniformity SDCM ≤3





Compact LED Evo

— The "Solid" version with a steel casing available

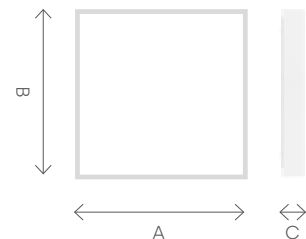
max.
142 lm/W IP65/IP20 IK07



Rated power [W]:	24 - 60	Body colour:	white
Luminous flux [lm]:	2750 - 8100	Diffuser material:	PC
Mounting method:	surface-mounted, suspended flush mounted	Diffuser type:	OPAL, PRM
Body material:	ABS	Dimensions A/B/C [mm]:	595/595/71 (P version), 620/620/66 (N version), 620/620/69 (Z version)

Distinguishing features:

- Classic design
- Robust ABS body
- Diffuser: OPAL (soft light) or PRM (glare reduction)
- Multitude of versions
- High degree of light uniformity SDCM ≤3
- Low weight



Compact LED Evo 1200

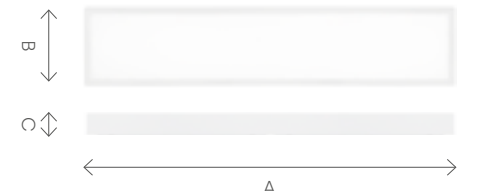
max.
131 lm/W IP65/IP20 IK07



Rated power [W]:	25 - 58	Body colour:	white
Luminous flux [lm]:	2900 - 7000	Diffuser material:	PS, PC
Mounting method:	surface-mounted, flush-mount- ed in modular ceilings, suspend- ed	Diffuser type:	OPAL, nPRM
Body material:	ABS	Dimensions A/B/C [mm]:	1195/250/66-69

Distinguishing features:

- Classic design
- Robust ABS body
- Diffuser: OPAL (soft light) or PRM (glare reduction)
- Multitude of versions
- High degree of light uniformity SDCM ≤3
- Low weight





Tablo LED

max.
130 lm/W IP20

Rated power [W]:	35 - 70
Luminous flux [lm]:	4300 - 9300
Mounting method:	suspended, surface-mounted
Body material:	powder coated steel

Body colour:	white
Types of optics:	linear lens
Optics material:	PMMA
Dimensions A/B/C [mm]:	1435/85/60

Distinguishing features:



- Asymmetrical light distribution
- Robust metal body
- Uniform illumination of objects without light reflections
- Dedicated for schools, universities, museums and galleries



Application of the Tablo LED system in a museum




Vespo LED

max.
143 lm/W IP44 IK07  


Rated power [W]:	17 - 71	Body colour:	white
Luminous flux [lm]:	2100 - 9800	Diffuser material:	PC
Mounting method:	surface mounted	Diffuser type:	PRM MAT, PRM
Body material:	powder coated steel	Dimensions A/B/C [mm]:	601/124/60, 1161/124/60, 1441/124/60

Distinguishing features:

- High ingress protection
- 3 lengths, robust steel body
- Impact-resistant diffuser
- Branded components
- Polish manufacturer – availability of spare parts



Vector 3 LED

max.
118 lm/W IP40 IK07 


— The Multi version with adjustable power and flux settings, and VD budget version with sequential power supply are available

Rated power [W]:	16 - 60	Body colour:	white
Luminous flux [lm]:	1950 - 6900	Diffuser material:	PC
Mounting method:	surface mounted	Diffuser type:	PRM MAT
Body material:	powder coated steel	Dimensions A/B/C [mm]:	601/124/60, 1161/124/60, 1441/124/60

Distinguishing features:

- Classic design
- High degree of light uniformity SDCM ≤ 3
- Mat, evenly illuminated diffuser provides soft light
- 3 lengths, robust steel body
- Ingress protection – IP40
- Polish manufacturer – availability of spare parts





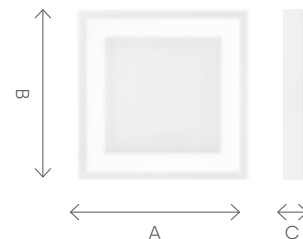
Arto 2 LED

max.
110 lm/W IP20 


Rated power [W]:	21 - 53	Body colour:	white
Luminous flux [lm]:	2070 - 5270	Diffuser material:	PS
Mounting method:	surface-mounted, flush-mounted	Diffuser type:	OPAL
Body material:	powder coated steel	Dimensions A/B/C [mm]:	592/592/45

Distinguishing features:

- Custom design
- Captivating light effect
- Robust steel body
- Versatile in shape and size, suitable for both surface mounting and mounting in modular ceilings



Indo PLX LED Evo

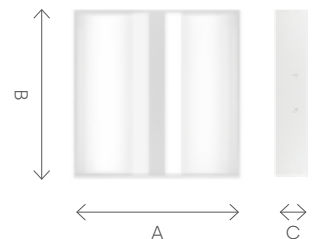
max.
100 lm/W IP20 IK07 

— Version with a perforated screen available

Rated power [W]:	34	Body colour:	white
Luminous flux [lm]:	3450; 3700	Diffuser material:	PMMA
Mounting method:	flush mounted	Diffuser type:	OPAL
Body material:	powder coated steel	Dimensions A/B/C [mm]:	595/595/106

Distinguishing features:

- Unique design
- Robust powder-coated steel body
- Comfortable ambient lighting
- Creates a relaxing atmosphere
- No glare effect



Investment **lighting**



Medical





Good lighting benefits us all


The interior climate and atmosphere depends on many factors. One of the most important is lighting, which can literally “transform” a room. The colour of the light and the size of the stream allows you to create an atmosphere of cosiness or austerity. It is the light that shapes the interior and affects our well-being.

Patients tend to choose a health care facility which will provide them with the best care. We provide the best state-of-the-art lighting which will increase work efficiency of medical staff and create an atmosphere conducive to patient recovery.

By choosing our dedicated LED luminaires:

- You will effectively prevent pathogen growth, thanks to the silver ions (2%) contained in the luminaire body
- You will reduce electricity consumption – a guarantee of lower energy bills
- You will increase work efficiency of medical staff
- You will bolster the well-being and recovery of patients in hospitals
- You will help maintain the right level of concentration and improve work accuracy and precision in laboratory settings
- You will increase the body's performance and exercise efficiency in rehabilitation rooms
- You will create the desired ambiance in sanatoriums
- You will ensure an adequate level of discretion and peace in hospices
- You will create a calmer and more homely atmosphere in retirement homes
- Professionally matched lighting helps the elderly lead a more autonomous life.





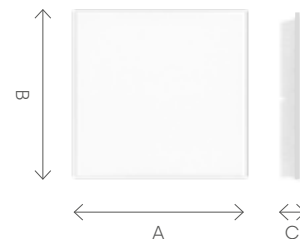
Compact LED Hygienic

max. 130 lm/W IP65 IP44 IP20 IK07

Rated power [W]:	22 - 65	Body colour:	white
Luminous flux [lm]:	2700 - 7450	Diffuser material:	PC with silver ions (2%)
Mounting method:	surface-mounted, flush-mounted	Diffuser type:	OPAL, PRM
Body material:	ABS with silver ions (2%)	Dimensions A/B/C [mm]:	595/595/71, 620/620/66

Distinguishing features:

- Silver ions inhibiting the development of pathogens
- BIOMASTER certificate
- Ingress protection – up to IP65
- For clean rooms



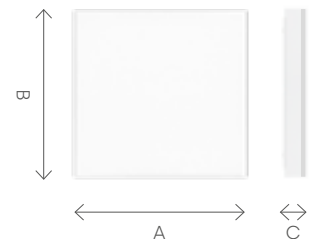
Compact LED Evo IP65

max. 142 lm/W IP65 IK07

Rated power [W]:	24 - 60	Body colour:	white
Luminous flux [lm]:	2750 - 8100	Diffuser material:	PC, PS
Mounting method:	surface-mounted, flush-mounted	Diffuser type:	OPAL, nPRM
Body material:	ABS	Dimensions A/B/C [mm]:	595/595/71, 620/620/66

Distinguishing features:

- Low weight
- Classic design
- Very high ingress protection





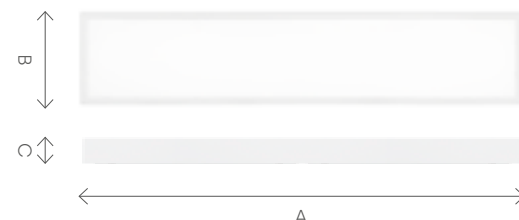
Compact LED Evo 1200 IP65

max. 117 lm/W IP65 IK07

Rated power [W]:	25 - 58	Body colour:	white
Luminous flux [lm]:	2900 - 7000	Diffuser material:	PC, PS
Mounting method:	suspended, surface-mounted	Diffuser type:	OPAL, nPRM
Body material:	ABS	Dimensions A/B/C [mm]:	1195/250/69

Distinguishing features:

- Low weight
- Classic design
- Very high ingress protection



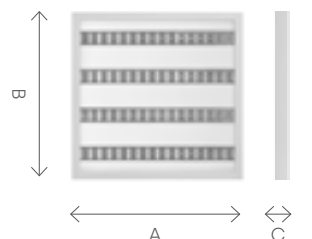
Labo LED

max. 81 lm/W IP65 IK07


Rated power [W]:	32; 48	Body colour:	white
Luminous flux [lm]:	2850 - 4400	Diffuser material:	PMMA
Mounting method:	suspended, surface-mounted, flush-mounted	Diffuser type:	OPAL, transparent
Body material:	powder coated steel	Dimensions A/B/C [mm]:	595/595/50, 595/595/70

Distinguishing features:

- Robust metal body
- Very high IP65 ingress protection
- Optics: HE reflector minimising the glare effect or OPAL (soft light)
- High colour rendering index Ra>90 as option
- Shatterproof diffuser
- Glare-reducing louvre luminaire



— **Labo LED / Compact LED**



Greater Poland Children's Health Centre in Poznań.



Labo LED 1200x600

max. 74 lm/W IP65 IK07

Rated power [W]:	64 - 128	Body colour:	white
Luminous flux [lm]:	5100 - 10250	Diffuser material:	PMMA
Mounting method:	suspended, surface-mounted, flush-mounted	Diffuser type:	OPAL, transparent
Body material:	powder coated steel	Dimensions A/B/C [mm]:	1195/595/50, 1195/595/70

Distinguishing features:

- Robust metal body
- Very high IP65 ingress protection
- Optics: HE reflector minimising the glare effect or OPAL (soft light)
- High colour rendering index Ra>90 as option
- Shatterproof diffuser
- Glare-reducing louvre luminaire




Labo LED 1200x300

max. 81 lm/W IP65 IK07

Rated power [W]:	32 - 48	Body colour:	white
Luminous flux [lm]:	2850 - 4400	Diffuser material:	PMMA
Mounting method:	suspended, surface-mounted	Diffuser type:	OPAL, transparent
Body material:	powder coated steel	Dimensions A/B/C [mm]:	1195/295/50, 1195/295/70

Distinguishing features:

- Robust metal body
- Very high IP65 ingress protection
- Optics: HE reflector minimising the glare effect or OPAL (soft light)
- High colour rendering index Ra>90 as option
- Shatterproof diffuser
- Glare-reducing louvre luminaire



Investment **lighting**



Downlights





SIMPLICITY IS KEY, SO OPT FOR EITHER A SQUARE OR CIRCLE

RQ 100/160/200 and SQ 160/100 models are energy-saving downlight luminaires with excellent lighting parameters. Modern design, small dimensions and low weight allow them to be used and create comfortable atmosphere in any office space, in representative and spacious corridors, as well as in small rooms.

One family – two mounting options: surface and flush




The new line of energy-efficient downlights, RQ 100/160/200 and SQ 160/100, features a classic shape and compact size, incorporating modern solutions for exceptional lighting performance. Polish production ensures high quality standards.

The classic shape and compact size allow it to be used in various types of rooms, with different purpose and level of representativeness. The downlight luminaires are available in three variants: with a mat, prismatic and opal diffuser. They allow for choosing the appropriate light distribution angle, and thus for obtaining the appropriate amount of light on a given surface.

Modern design, small dimensions and low weight allow them to be used and create comfortable atmosphere in any office space, in representative and spacious corridors, as well as in small rooms.

SQ, RQ 100/160/220 **family**



RQ 220 LED N/P PLUS


max.
138 lm/W IP65/IP20 IK07  

Rated power [W]:	17, 19, 23
Luminous flux [lm]:	1800 - 3300
Mounting method:	flush-mounted, surface-mounted
Body material:	ABS

Body colour:	white
Diffuser material:	PC
Diffuser type:	MAT, PRM
Dimensions A/B/C [mm]:	ø221/51, ø227/86

Distinguishing features:

- Low weight
- Clip for ergonomic assembly
- Product made in Poland
- 2 types of diffuser with different optics



Application of the RQ220 LED luminaire in an office building lobby.




SQ 160 LED Plus N

max. 117 lm/W IP33 IK08

Rated power [W]:	17	Body colour:	white, mat black
Luminous flux [lm]:	1700 - 2200	Diffuser material:	PC
Mounting method:	surface mounted	Diffuser type:	MAT, PRM, OPAL
Body material:	ABS	Dimensions A/B/C [mm]:	162/162/86

Distinguishing features:

- Low weight
- 3 types of diffuser with different optics
- Product made in Poland
- Homogeneous body (without additional surface-mounted boxes)




SQ 160 LED Plus P

max. 132 lm/W IP44/IP20 IK08

Rated power [W]:	17, 21	Body colour:	white
Luminous flux [lm]:	1700 - 2900	Diffuser material:	PC
Mounting method:	flush mounted	Diffuser type:	MAT, PRM, OPAL
Body material:	ABS	Dimensions A/B/C [mm]:	158/158/78

Distinguishing features:

- Low weight
- Clip for ergonomic assembly
- Product made in Poland
- Increased ingress protection
- 3 types of diffuser with different optics





RQ 160 LED Plus N

max. 117 lm/W IP33 IK08

Rated power [W]:	19	Body colour:	white
Luminous flux [lm]:	1700 - 2200	Diffuser material:	PC
Mounting method:	surface mounted	Diffuser type:	MAT, PRM, OPAL
Body material:	ABS	Dimensions A/B [mm]:	ø166/86

Distinguishing features:

- Low weight
- Homogeneous body (without additional surface-mounted boxes)
- Product made in Poland
- 3 types of diffuser with different optics




RQ 160 LED Plus P


max. 95 lm/W IP44/20 IK10

Rated power [W]:	19; 22	Body colour:	white
Luminous flux [lm]:	1700 - 2900	Diffuser material:	PC
Mounting method:	flush mounted	Diffuser type:	MAT, PRM, OPAL
Body material:	ABS	Dimensions A/B [mm]:	ø162/70

Distinguishing features:

- Low weight
- Clip for ergonomic assembly
- Product made in Poland
- 3 types of diffuser with different optics





SQ 100 LED Plus N

max.
102 lm/W IP33 IK08 

Rated power [W]: 6

Luminous flux [lm]: 590; 630

Mounting method: surface mounted

Body material: ABS

Body colour: white


Diffuser material: PC

Diffuser type: MATT


Dimensions A/B/C [mm]: 108/108/85

Distinguishing features:

- Low weight
- homogeneous body (without additional surface-mounted boxes)
- Product made in Poland
- Compact, classic design



SQ 100 LED Plus P

max.
102 lm/W IP44/IP20 IK08 

Rated power [W]: 6

Luminous flux [lm]: 590; 630

Mounting method: flush mounted

Body material: ABS

Body colour: white

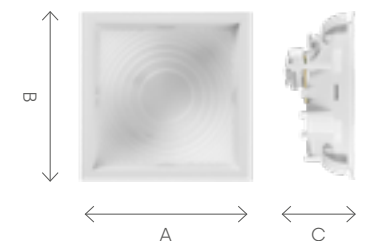
Diffuser material: PC

Diffuser type: MATT

Dimensions A/B/C [mm]: 102/102/75


Distinguishing features:

- Low weight
- Clip for ergonomic assembly
- Product made in Poland
- Increased ingress protection
- Compact, classic design





RQ 100 LED Plus P

max.
102 lm/W IP44/IP20 IK08 

Rated power [W]: 6

Luminous flux [lm]: 590; 630

Mounting method: flush mounted

Body material: ABS

Body colour: white


Diffuser material: PC

Diffuser type: MATT


Dimensions A/B [mm]: ϕ 102/75

Distinguishing features:

- Low weight
- Clip for ergonomic assembly
- Product made in Poland
- 3 types of diffuser with different optics
- Compact, classic design



Application of the RQ 160 LED luminaire in a hotel room.



Swing LED Evo

max.
127 lm/W IP40/IP20 ⚡

Rated power [W]: 8 - 29

Luminous flux [lm]: 850 - 3000

Mounting method: flush mounted

Body material: ABS

Body colour: white

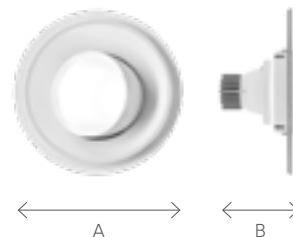
Diffuser material: PC

Diffuser type: PRM

Dimensions A/B [mm]: \varnothing 178/163

Distinguishing features:

- Unique look
- Modern, elegant design
- Frameless design
- Various beam angles
- Light vertical adjustment up to 30 degrees
- Light horizontal adjustment up to 355 degrees



DL 220 LED Evo

max.
130 lm/W IP65/IP40 IK08 ⚡

Rated power [W]: 10 - 28

Luminous flux [lm]: 1350 - 3450

Mounting method: flush mounted

Body material: ABS

Body colour: white


Diffuser material: PC

Diffuser type: PRM MAT, PRM

Dimensions A/B [mm]: \varnothing 220/68

Distinguishing features:

- High luminous efficiency
- Very high ingress protection
- Prismatic or mat diffuser
- Easy installation
- High impact resistance
- Low weight





DLN 220 LED Evo


max.
122 lm/W IP65 IK08

Rated power [W]:	10 - 28
Luminous flux [lm]:	1450 - 3450
Mounting method:	surface mounted
Body material:	powder coated steel, ABS

Body colour:	grey, black
Diffuser material:	PC
Diffuser type:	PRM MAT, PRM
Dimensions A/B [mm]:	ø220/140

Distinguishing features:

- Durable metal body
- High impact resistance
- Very high ingress protection
- Product made in Poland



Nectra LED Plus


max.
126 lm/W IP44 IK08

Rated power [W]:	5 - 25
Luminous flux [lm]:	500 - 3450
Mounting method:	flush mounted
Body material:	PC, aluminium

Body colour:	white, black
Diffuser material:	PMMA
Diffuser type:	OPAL
Dimensions A/B [mm]:	ø121/67, ø170/69, ø222/70

Distinguishing features:

- Increased ingress protection
- Easy installation
- Low weight
- Branded components with external power supply
- High adaptability possibilities tailored to your needs





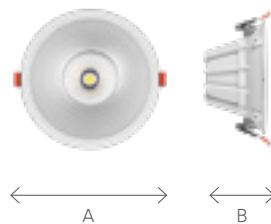
Tiunne Plus 90/160/200

max.
120 lm/W IP65/20 

Rated power [W]:	8 - 36	Body colour:	white, black
Luminous flux [lm]:	760 - 3400	Diffuser material:	PC
Mounting method:	flush mounted	Diffuser type:	transparent
Body material:	powder-coated aluminium	Dimensions A/B [mm]:	Ø215/108,5, Ø170/98, Ø96/73

Distinguishing features:

- Low UGR<14
- Aluminium body guarantees a low COB temperature, ensuring longer lifespan
- 15°, 20° and 60° light distributions
- Design tailored to the interior. Our reflectors come in white, black, metallic and satin coatings. Upon request, we can provide reflectors in any RAL colour.



Tiunne Plus luminaires in a conference room

Investment **lighting**



Bulkheads



The classic bulkhead luminaire reinvented

Dione LED is a product that meets the highest standards possible – impeccable aesthetics, excellent lighting parameters, subtle profile, solid and durable materials, very high tightness. Plus a number of innovative functional solutions enabling much faster mounting. These are the qualities that give Dione LED the upper hand in the market

This luminaire is also available in a version with asymmetric light distribution. Dione Plus LED Asymmetric will prove great in places where it is important to partly illuminate the surface, e.g. passageways, stairs, setbacks, other environmental details, whose visibility is important for the purpose of safety or design.

Asymmetric distribution allows to illuminate a given area. In addition, it offers unlimited possibilities to create room ambience, while maintaining perfect lighting parameters.

IP65
Ingress protection

IK10
Impact resistance

————— Dione LED **family**

03

different versions

- 01 **Dione LED Plus**
High luminous efficiency and highest quality craftsmanship
- 02 **Dione LED Plus Multi**
Adjustable power and luminous flux
- 03 **Dione LED Plus Asymmetric**
Asymmetric light distribution, perfect for accent lighting

Quick installation thanks to the functional design and diffuser suspension system

Dione LED family


71%

Faster installation of Dione
compared to its counterparts

The Dione line of luminaires incorporates the combination of high-quality components and guarantees compliance with all electrical and lighting standards. The line is characterised by a high luminous flux, which enables installing a relatively smaller number of luminaires in a room, ensuring the required proper level of lighting.

The installation and maintenance process itself is quick and efficient thanks to various enhancements. These include features such as the diffuser suspension system, quick connector, and the 'click-in' type diffuser mounting system.

This allows the investor to save money during the investment – when purchasing the luminaires and during their use. Dione Led is a new-generation luminaire.



Built-in LED panel

This solution ensures the safety of the lighting module, preventing LED diodes from accidental harm.



Quick connector

Facilitates the assembly process, no additional tools needed. A robust hinge allows for suspending the diffuser with the LED module.



High quality driver

Regardless of the product line, the drivers used are characterised by the highest quality and technical parameters.



Easy access to the connector

It helps connect the luminaire with basic tools. Smart locations of cable lead-ins.



Dione LED Plus

Standard and vandal-resistant versions available

max.
106 lm/W IP65 IK10



Rated power [W]: 13 - 30

Luminous flux [lm]: 1350 - 3700

Mounting method: surface mounted

Body material: ABS

Body colour: white


Diffuser material: PC

Diffuser type: OPAL

Dimensions A/B [mm]: ϕ 340/115

Distinguishing features:

- High impact resistance
- Very high ingress protection
- High luminous efficiency
- Branded components



Dione LED Plus Multi

max.
107 lm/W IP65 IK10



Rated power [W]: 15 - 26

Luminous flux [lm]: 1650 - 2650

Mounting method: surface mounted

Body material: ABS

Body colour: white


Diffuser material: PC

Diffuser type: OPAL

Dimensions A/B [mm]: ϕ 340/115

Distinguishing features:

- High impact resistance
- Very high ingress protection
- Branded components
- High luminous efficiency
- Enables choosing one of three lighting settings available (power and luminous flux)





Dione LED Plus Asymmetric

The Multi version with adjustable power and flux settings available

max. 105 lm/W IP65 IK10

Rated power [W]: 21, 32

Luminous flux [lm]: 2150 - 3200

Mounting method: surface mounted

Body material: ABS

Body colour: white

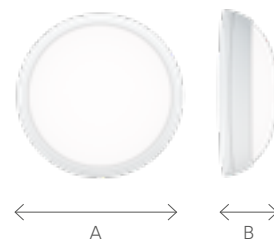
Diffuser material: PC

Diffuser type: OPAL


Dimensions A/B [mm]: ϕ 340/115

Distinguishing features:


- High impact resistance
- Very high ingress protection
- High luminous efficiency
- Branded components
- Asymmetrical light distribution




Application of the Dione LED family in corridors and stairwells.



Application of the Rotan LED luminaire in a reception area



Rotan LED

max.
102 lm/W IP40/IP20 IK07 

Rated power [W]:	30
Luminous flux [lm]:	2850, 3000
Mounting method:	flush-mounted, surface-mounted
Body material:	powder coated steel sheet

Body colour:	white
Diffuser material:	PMMA
Diffuser type:	OPAL
Dimensions A/B [mm]:	Ø440/65

Distinguishing features:

- Low weight
- Clip for ergonomic assembly
- Product made in Poland
- High ingress protection
- Compact, classic design





WHAT ELSE CAN A LUMINAIRE DO FOR YOU?

Capella LED is an excellent choice even for the most demanding and representative investments. Designers from the Research and Development Department at Lena Lighting S.A. have created a luminaire capable of providing the most sophisticated functions. The design of the luminaire allows it to be integrated with controllers from various suppliers and adapted to future technological solutions.

Discover new possibilities with intelligent IoT-ready luminaires.

You decide what you need



With its control system and the ability to integrate with various devices being part of other systems, this luminaire offers designers and architects limitless creative possibilities. Capella LED is an excellent choice even for the most demanding and representative investments.

The designers of the Capella LED luminaire have anticipated solutions that are under development and are not yet available in the market. The design of the luminaire allows it to be integrated with controllers from various suppliers and adapted to future technological solutions.

The multitude of luminaire versions and the supported functions translates into a high diversity of applications – from passageways, lobbies, public spaces to restaurants, receptions, hotels, gyms, offices, points of sale, apartments and residences.

Capella LED **family**



Capella LED Plus Z

max.
103 lm/W IP20 IK07/IK06

Rated power [W]: 11 - 15

Luminous flux [lm]: 950 - 1650

Mounting method: suspended

Body material: ABS

Body colour: white, red, black

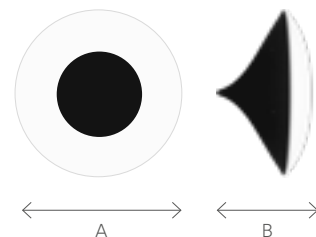
Diffuser material: PC

Diffuser type: OPAL

Dimensions A/B [mm]: ϕ 320/177

Distinguishing features:

- High impact resistance
- Very high ingress protection
- High aesthetic value
- Branded components
- Compatibility with IoT components



Application of the Capella LED luminaire in a restaurant.



Capella LED Plus IoT

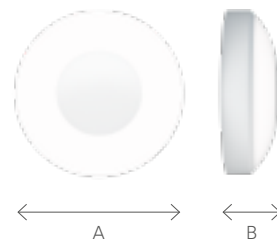
max.
94 lm/W IP54 IK07/IK06

Rated power [W]:	11 - 26
Luminous flux [lm]:	950 - 2450
Mounting method:	surface mounted
Body material:	ABS

Body colour:	white
Diffuser material:	PC
Diffuser type:	OPAL
Dimensions A/B [mm]:	ø320/105, ø340/105

Distinguishing features:

- Compatible with IoT components
- Impact resistance up to IK07
- Very high ingress protection
- High aesthetic value



Application of the Capella LED luminaire in a restaurant.



Capella LED Plus

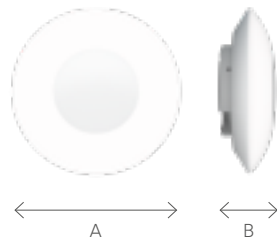
Standard version available

max.
105 lm/W IP65/IP54 IK07/IK06 

Rated power [W]:	11 - 26	Body colour:	white
Luminous flux [lm]:	950 - 2450	Diffuser material:	PC
Mounting method:	surface mounted	Diffuser type:	OPAL
Body material:	ABS	Dimensions A/B [mm]:	ø320/105, ø340/105

Distinguishing features:

- Impact resistance up to IK07
- Very high ingress protection
- High aesthetic value
- Branded components
- Different versions available (Ring, Edge)



Camea LED Evo


LC, PRO and vandal-resistant versions available


max.
90 lm/W IP44 IK10 

Rated power [W]:	8 - 18	Body colour:	white, ring: silver, satin, gold
Luminous flux [lm]:	800 - 1800	Diffuser material:	PC
Mounting method:	surface mounted	Diffuser type:	OPAL
Body material:	PP	Dimensions A/B [mm]:	ø300/90

Distinguishing features:

- High ingress protection
- Easy installation
- Ring available in several colours
- Quality at a good price
- High impact resistance





max. 96 lm/W IP54 IK08 Ⓣ


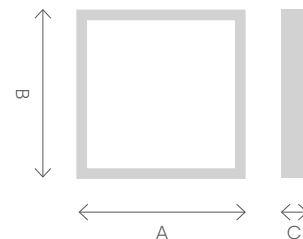
SQ 300 LED Plus

— VD budget version with sequential power supply available

Rated power [W]:	24, 25	Body colour:	white, black
Luminous flux [lm]:	2100 - 2800	Diffuser material:	PS
Mounting method:	surface mounted	Diffuser type:	OPAL
Body material:	ABS	Dimensions A/B/C [mm]:	300/300/58

Distinguishing features:

- The luminaire is ENEC certified
- Low weight
- Fast, simple installation
- High impact resistance
- High ingress protection class



Application of the SQ 300 LED Plus luminaire



Phobos LED

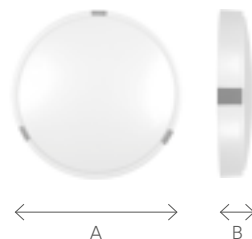
max.
122 lm/W IP20 IK08 

Rated power [W]:	28 - 60
Luminous flux [lm]:	3250 - 7400
Mounting method:	surface mounted
Body material:	powder coated steel


Body colour:	white
Diffuser material:	PMMA, PS
Diffuser type:	OPAL
Dimensions A/B [mm]:	ø500/110

Distinguishing features:

- Interesting design
- High luminous efficiency
- Easy installation
- Large diameter of the diffuser
- Uniform light distribution



Deimos LED Plus

max.
115 lm/W IP40 IK02 


— VD budget version with sequential power supply available

Rated power [W]:	12 - 26
Luminous flux [lm]:	1400 - 3100
Mounting method:	surface mounted
Body material:	HIPS

Body colour:	white, black
Diffuser material:	PMMA
Diffuser type:	OPAL
Dimensions A/B [mm]:	ø400/100

Distinguishing features:

- High luminous efficiency
- Uniform light distribution
- Large diameter of the diffuser
- Branded components





Gamma LED

max.
89 lm/W IP54 IK10 

Rated power [W]: 12, 14

Luminous flux [lm]: 950, 1600

Mounting method: surface mounted

Body material: PP

Body colour: white


Diffuser material: PC

Diffuser type: OPAL

Dimensions A/B [mm]: ϕ 280/72

Distinguishing features:

- Low weight
- Fast, simple mounting
- High impact resistance
- High ingress protection



Portal LED Basic

max.
73 lm/W IP54 IK08 

Rated power [W]: 6

Luminous flux [lm]: 440

Mounting method: surface mounted

Body material: PP

Body colour: white


Diffuser material: PC

Diffuser type: OPAL

Dimensions A/B/C [mm]: 280/185/55

Distinguishing features:

- Recommended for residential building projects
- Robust design
- High ingress protection
- High impact resistance
- Versions with dusk and motion sensors available





Square LED Basic

max.
89 lm/W IP54 IK08 

Rated power [W]: 13

Luminous flux [lm]: 1490

Mounting method: surface mounted

Body material: PC

Body colour: white

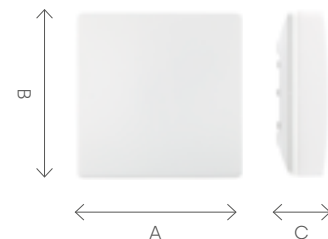
Diffuser material: PC

Diffuser type: OPAL

Dimensions A/B/C [mm]: 260/260/60

Distinguishing features:

- Recommended for residential building projects
- Classic, square-shaped design
- Diffuser: OPAL (soft light)
- Increased ingress protection
- Options: RCR motion sensor



Oval LED Basic

max.
82 lm/W IP44 IK10 

Rated power [W]: 3.4

Luminous flux [lm]: 370

Mounting method: surface mounted

Body material: PC, PP

Body colour: white

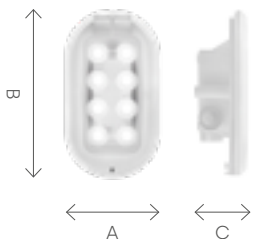
Diffuser material: PC

Diffuser type: OPAL

Dimensions A/B/C [mm]: 85/160/45

Distinguishing features:

- Highly durable design
- Modern lens diffuser
- Easy installation
- Duct luminaire
- High ingress protection
- Enhanced impact resistance



Investment **lighting**



Emergency lighting





Dot CS LED

IP65 IK08

Rated power [W]:	1, 2
------------------	------

Luminous flux [lm]:	130-260
---------------------	---------

Mounting method:	surface mounted
------------------	-----------------

Body material:	PC
----------------	----

Body colour:	white
--------------	-------

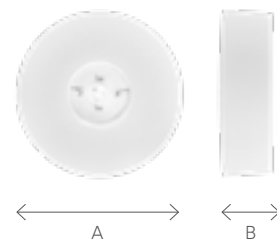
Diffuser material:	PMMA
--------------------	------

Diffuser type:	transparent
----------------	-------------

Dimensions A/B [mm]:	ø140/40
----------------------	---------

Distinguishing features:

- Auto-testing mode
- Very high ingress protection
- Backup time: 1 or 3 hours
- 3 types of light distribution
- Two types: N or NM
- Autonomous emergency luminaire



Dot CR LED

IP65 IK08

Rated power [W]:	1, 2
------------------	------

Luminous flux [lm]:	130-260
---------------------	---------

Mounting method:	surface mounted
------------------	-----------------

Body material:	PC
----------------	----

Body colour:	white
--------------	-------

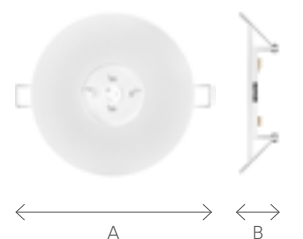
Diffuser material:	PMMA
--------------------	------

Diffuser type:	transparent
----------------	-------------

Dimensions A/B [mm]:	ø135/30
----------------------	---------

Distinguishing features:

- Auto-testing mode
- Very high ingress protection
- Backup time: 1 or 3 hours
- 3 types of light distribution
- Two types: N or NM
- Autonomous emergency luminaire





Safelite

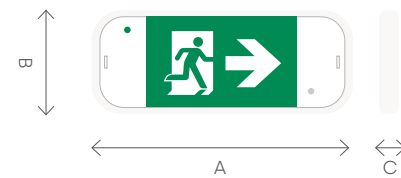
IP42 IP65 IK08

Power [W]:	1,2, 3,2
Luminous flux [lm]:	100, 250
Mounting method:	surface-mounted, flush-mounted
Body material:	PC

Body colour:	white
Diffuser material:	PC
Diffuser type:	PRM
Dimensions A/B [mm]:	270/119, 371/170

Distinguishing features:

- Versions intended for illuminating directional evacuation signs available
- High ingress protection – IP65
- Operating mode: emergency or emergency-network
- Autonomy: 1h/3h
- Ni-Cd battery



Application of the DOT CS LED luminaire in a corridor of an apartment building.

Industrial and
warehouse
lighting



Your best choice for industry

The Tytan 2 LED family represents the latest generation of hermetic industrial luminaires, characterised by exceptionally high luminous efficiency, the highest energy efficiency and excellent technical parameters.

The luminaire's heart is a high-performance LED lighting module with a lifetime of over 196,000 hours. Tytan 2 LED Pro is distinguished by a high energy class and efficiency reaching 178 lm/W. It emits light of high homogeneity (SDCM ≤ 3) and is characterised by IK09 mechanical impact resistance and IP66 ingress protection.

178 max.
lm/W

196 Lifespan
.000 h



Tytan LED family


07

different versions

- 01 **Tytan LED Pro**
The highest quality and efficiency
- 02 **Tytan Multi LED**
4-step luminous flux and power control:
- 03 **Tytan 2 LED**
Versatility of applications
- 04 **Tytan 2 LED Endura**
Thermal resistance meaning
more possibilities
- 05 **Tytan 2 LED Hall**
Narrow light distribution
- 06 **Tytan 2 LED Chemo**
Chemical resistance thanks to PCT-G
- 07 **Tytan 2 LED 24-48V**
Luminaire for low voltage installations

Even better use of the luminaire's capabilities thanks to non-standard solutions.

Efficiency and innovation



The possibility to adjust the luminaire to the dedicated space is the result of thinking and design focused on the satisfaction and benefits of the investor, contractor and consumer.

The MULTI function allows you to independently control luminaire's power and luminous flux. The dedicated microswitch allows to independently choose the level of luminous flux/luminaire power. The priority may be to obtain a sufficiently high value of the luminous flux or to save electricity. This solution is particularly useful in places, where the use of the illuminated space changes, and along with it, the standards and lighting needs change as well.

The Tytan 2 LED family uses an innovative solution consisting in integrating the diffuser with the LED module. As a result, the assembly and quick replacement of the entire lighting module is facilitated. This is especially important in the case of service or efficient modernisation of lamps over the years - changes to more modern solutions, without the need to disassemble the entire lamps.

16
combinations



Easy to replace LED module

For time savings and the convenience of installers and service personnel, diffuser suspension system integrated with the mounting panel has been used.



Greater versatility

Thanks to a dedicated microswitch, the MULTI function allows you to independently control luminaire's power and luminous flux.



Mounting tolerance 100 mm

Adjustable brackets with a mounting tolerance of +/- 50 mm, facilitating and accelerating the process of surface mounting



Quick connectors

Rapid-A or Rapid-D quick connectors make connecting power supply extremely quick and easy without the need to open the luminaire.



Tytan LED Pro

max. 178 lm/W IP66 IK09

Rated power [W]:	14 - 75	Body colour:	grey
Luminous flux [lm]:	2500 - 12000	Diffuser material:	PC
Mounting method:	surface, suspended	Diffuser type:	MATT
Body material:	PC	Dimensions A/B/C [mm]:	1152/85/80, 1432/85/80

Distinguishing features:

- Very high efficiency (>170lm/W)
- High impact resistance and ingress protection
- Easy and simple installation
- Replaceable lighting module
- Branded components, INOX clips
- Large range of mounting tolerance +/- 50 mm




Tytan Multi LED


max. 175 lm/W IP66 IK09

Rated power [W]:	14 - 25, 17 - 31, 28 - 50, 35 - 63	Body colour:	grey
Luminous flux [lm]:	2500 - 4350, 3150 - 5450, 5000 - 8700, 6300 - 10900	Diffuser material:	PC
Mounting method:	surface, suspended	Diffuser type:	MATT
Body material:	PC	Dimensions A/B/C [mm]:	1152/85/80, 1432/85/80

Distinguishing features:

- Possibility to adjust power and luminous flux
- Very high efficiency (>170lm/W)
- Saves warehouse space
- High energy efficiency
- High ingress protection
- Replaceable lighting module





Tytan 2 LED


— Different variants available depending on the application

max.
161 lm/W IP66 IK09  

Rated power [W]:	17 - 74	Body colour:	grey
Luminous flux [lm]:	2650 - 11300	Diffuser material:	PC
Mounting method:	surface, suspended	Diffuser type:	MATT
Body material:	PC	Dimensions A/B/C [mm]:	1152/85/80, 1432/85/80

Luminaire's distinguishing features and variants:

- Very high efficiency
- High impact resistance and ingress protection



Underground garage in Nowe Ptasie Apartament Park – Katowice.



The use of Tytan 2 LED Endura luminaires in a warehouse hall



-40°C to +60°C

Tytan 2 LED Endura

max. 155 lm/W IP66 IK09 |

Rated power [W]:	32 - 76
Luminous flux [lm]:	4750 - 11300
Mounting method:	surface, suspended
Body material:	PC

Body colour:	grey
Diffuser material:	PC
Diffuser type:	MATT
Dimensions A/B/C [mm]:	1152/85/80, 1432/85/80

Distinguishing features:

- Resistance to a wide range of temperatures
- It features new solutions improving light distribution and temperature balance
- High luminous efficiency: 155 lm/W
- High energy efficiency
- The luminaire body and diffuser are resistant to UV radiation





Tytan 2 LED Hall



max. 144 lm/W IP66 IK09 |

Rated power [W]:	58 - 72
Luminous flux [lm]:	8200-10400
Mounting method:	surface, suspended
Body material:	PC

Body colour:	grey
Diffuser material:	PC
Diffuser type:	transparent
Dimensions A/B/C [mm]:	1152/85/80, 1432/85/80

Luminaire's distinguishing features and variants:

- Dedicated to high-bay warehouses (up to 12 m)
- High energy efficiency
- Colour rendering index: Ra > 80
- SDCM ≤ 3
- 3 dedicated optics: 60°, 70° and 90°



The use of Tytan 2 LED Hall luminaires in a warehouse hall



The use of Tytan Multi LED Chemo luminaires in a warehouse hall



Tytan 2 LED Chemo

max. 155 lm/W IP66 IK09 |


Rated power [W]:	30 - 74
Luminous flux [lm]:	4550 - 11300
Mounting method:	surface, suspended
Body material:	ABS

Body colour:	grey
Diffuser material:	PCT-G
Diffuser type:	MATT
Dimensions A/B/C [mm]:	1152/85/80, 1432/85/80

Distinguishing features:

- Body resistant to ammonia – recommended for use in animal husbandry
- The diffuser material is GREENGUARD certified
- Very high efficiency
- High energy efficiency
- High ingress protection





Tytan 2 LED 24-48V



max.
115 lm/W IP66 IK09 III

Rated power [W]:	24
Luminous flux [lm]:	2750
Mounting method:	surface, suspended
Body material:	PC

Body colour:	grey
Diffuser material:	PC
Diffuser type:	MATT
Dimensions A/B/C [mm]:	1152/85/80

Luminaire's distinguishing features and variants:

- Dedicated to low-voltage 24-48V AC/DC installations
- Very high efficiency
- High impact resistance and ingress protection



The use of Tytan 2 LED 24-48V luminaires in a garage hall



The use of Tytan 2 LED UGR luminaires in an office



Tytan 2 LED UGR

max.
132 lm/W IP66 IK09 |



Rated power [W]:	31 - 45
Luminous flux [lm]:	4100 - 5300
Mounting method:	surface, suspended
Body material:	ABS

Body colour:	grey
Diffuser material:	PC
Diffuser type:	transparent
Dimensions A/B/C [mm]:	1152/85/80

Distinguishing features:

- Low UGR 9-13 guarantees high comfort of work
- Very high efficiency
- High energy efficiency
- High ingress protection





Tytan 2 LED Basic

max. 143 lm/W IP66 IK09 |

Rated power [W]:	31 - 74	Body colour:	grey
Luminous flux [lm]:	4300 - 10600	Diffuser material:	PC
Mounting method:	surface, suspended	Diffuser type:	MATT
Body material:	PC	Dimensions A/B/C [mm]:	1152/85/80, 1432/85/80

Luminaire's distinguishing features and variants:

- Recommended for lighting public utility, commercial and service-providing facilities
- High energy efficiency
- The luminaire body and diffuser are resistant to UV radiation



Tytan 2 LED Basic Multi

max. 158 lm/W IP66 IK09 |

Rated power [W]:	19 - 62	Body colour:	grey
Luminous flux [lm]:	2500 - 7300	Diffuser material:	PC
Mounting method:	surface, suspended	Diffuser type:	MATT
Body material:	PC	Dimensions A/B/C [mm]:	1152/85/80

Luminaire's distinguishing features and variants:

- We offer 4 luminaires that allow for 16 combinations/versions of power and luminous flux
- Very high efficiency
- Colour rendering index: Ra > 80
- High impact resistance and ingress protection





Application of Tores LED PC luminaires in a warehouse hall



Tores LED PC


max. 144 lm/W IP65 IK06

Rated power [W]:	36 - 70
Luminous flux [lm]:	5000 - 10100
Mounting method:	surface, suspended
Body material:	PC

Body colour:	grey
Diffuser material:	PC
Diffuser type:	frosted
Dimensions A/B/C [mm]:	1200/85/80, 1500/85/80

Distinguishing features:

- Good technical parameters ensure achieving the required lighting level and energy efficiency.
- Adjustable brackets allowing for mounting tolerance +/-60 mm
- It comes with robust stainless steel (INOX) clips
- Luminaire body and diffuser are resistant to UV radiation



The fastest mounting on the market

More than 70% shorter assembly time compared to individual industrial luminaires translates into lower labour costs and faster commissioning of the investment.

In addition, the installation of Linea S LED does not require purchasing additional accessories and assembly elements such as: C-profiles, mounting rods, power cables, which further reduces the installation costs compared to the installation of individual industrial luminaires.

The wiring of the luminaires allows for creating a light line up to 100 meters long, powered from a single source.


Linea S LED **family**

01




Connecting individual modules is extremely simple and requires no tools. The speed of installing the lines brings the investor time and money savings.

02



The installation process is extremely intuitive. It starts with connecting the supporting profiles and mounting them to the ceiling. (they can be surface mounted or suspended). You can move the mounting brackets along the entire length of the profile, so there is no need to mark the exact location of the mounting holes.

03



The profiles are connected by clicking in the connecting mechanism. It requires no strength, no tools and takes a second. Then, it is enough to connect the power supply to the mounted supporting profiles and connect the lighting modules.

Key features

Linea S LED – a highly energy-efficient linear luminaire characterised by high luminous efficiency > 181 lm/W, designed for industrial, warehouse and commercial areas.

>181
lm/W

IP40



What distinguishes Linea S LED luminaires?

- Quick joining of modules into lines
- Luminous efficiency > 181 lm/W.
- Wide power range from 14 W to 146 W
- Luminous flux 2100 lm – 23100 lm
- Compatible with ClueIn and HCL control systems
- Tool-free connection of profiles
- LED lifetime > 196,000 h
- Large distance between suspensions (time and material savings)
- Convenient tool-free connection and disconnection of lighting modules
- Versions with different colour temperature and colour rendering index (Ra) available

The unique design of the luminaire allows the product to be used in a variety of applications, offering a very convenient installation. Linea S LED luminaires can be quickly connected in lines of any length with no tools needed.




Clicked-in lighting module

Lighting modules are clicked into spots placed on the supporting profile, chosen by the installer.



Various lengths

Three lengths of lighting modules and three lengths of supporting profiles give the possibility of creating many variants of lines and flexibility in adjusting the lighting to area specificity.



Tool-free access to luminaire interior

The design of the luminaire allows the installer to access the clicked-in luminaire interior quickly and without any tools.



Flexibility in optics selection

The luminaire is available in many options of optics with four light distribution variants (120°, 105°, 40/30° i 46/117°), enabling the illumination of objects from a height of up to 20 m.



Not only in industrial and warehouse facilities!

High aesthetics of workmanship and flexibility in selection of lighting modules makes Linea S LED a perfect choice for commercial facilities.



With emergency lighting

Linea S LED luminaires are not only standard lighting modules providing general lighting. They are also modules with emergency lighting available. So there is no need to lay another electrical circuit to ensure safe evacuation.




With projectors

The constructor has provided compatibility of Linea S LED with a module offering accent lighting which can be clicked into it. This element of the line can spot-illuminate the details that the investor or user of the facility would like to expose.



With motion sensor.

Function modules with DALI motion sensors are available. They bring energy savings in places where no light is required at a given moment.



With 11 wires – extended possibilities

The supporting profiles have 11-core wiring – this allows for clicking various control systems and intelligent lighting solutions into the luminaire.



Linea S LED


max.
181 lm/W IP40 

Rated power [W]:	14 - 146
Luminous flux [lm]:	2100 - 23100
Mounting method:	suspended, surface-mounted
Body material:	steel

Body colour:	white
Diffuser material:	PC
Diffuser type:	MAT, transparent
Dimensions A/B/C [mm]:	1764/105/50, 3528/105/50, 5292/105/50

Features:

- Very high luminous efficiency
- Quick joining of modules into lines
- 11-core cables
- Variety of lighting modules
- Tool-free module clipping
- Wide range of optics available



Visualisation of the application of the Linea S LED luminaire with Expo Adjust modules in a bookshop.



Linea 3 LED


max.
144 lm/W IP40 IK06

Rated power [W]:	15 - 155
Luminous flux [lm]:	2150 - 21000
Mounting method:	suspended, surface-mounted
Body material:	aluminium


Body colour:	grey
Diffuser material:	PC
Diffuser type:	MATT
Dimensions A/B/C [mm]:	1680/52/47, 3360/52/47

Distinguishing features:

- Product for creating light lines
- It shines along the entire length of the luminaire
- 3 types of light distribution
- Wide luminous flux range
- Tool-free mounting
- Replaceable lighting module



The use of the Linea 3 LED in a large-format store.




Linea 2 LED

max. 157 lm/W IP20 IK06

Rated power [W]:	14 - 146	Body colour:	grey
Luminous flux [lm]:	2250 - 22100	Diffuser material:	PC
Mounting method:	surface, suspended	Diffuser type:	MATT
Body material:	aluminium	Dimensions A/B/C [mm]:	1680/52/47, 3360/52/47

Distinguishing features:

- Product for creating light lines
- It shines along the entire length of the luminaire
- 3 types of light distribution
- Wide luminous flux range
- Easy and quick mounting
- Robust aluminium body




Mimo 2 LED

max. 150 lm/W IP66 IK06

Rated power [W]:	15 - 31	Body colour:	white
Luminous flux [lm]:	2050 - 5000	Diffuser material:	PC
Mounting method:	surface, suspended	Diffuser type:	MATT
Body material:	PC	Dimensions A/B/C [mm]:	1230/45/50, 1510/45/50, 670/45/50

Distinguishing features:

- Very high ingress protection
- Low weight – does not weight down the ceiling
- Mounting bracket on the entire length
- Through-wiring versions
- Tool-free connection of cables in just 19 seconds.






Industry Slim LED

max. 172 lm/W IP66

Rated power [W]:	23 - 117	Body colour:	grey
Luminous flux [lm]:	2500 - 17500	Diffuser material:	PC
Mounting method:	surface, suspended	Diffuser type:	PC, transparent
Body material:	aluminium	Dimensions A/B/C [mm]:	591/50/75, 1179/50/75

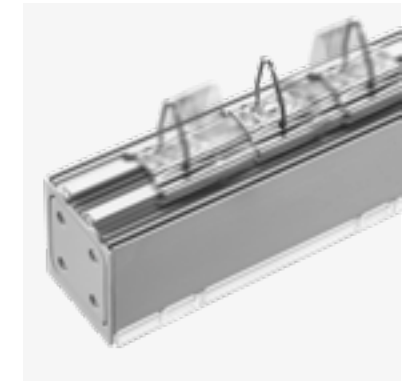
Distinguishing features:

- Aluminium body
- Very high IP66 ingress protection
- Easy and fast installation
- 9 variants of light distribution




Compact length

Smaller sizes bring additional savings resulting from logistics and warehouse issues.




Aluminium body

A robust luminaire body made of aluminium, which allows for good heat dissipation and significant weight reduction.



Fast mounting

Thanks to the well-thought-out design, the installer can easily access the board with the connection cube and the driver. This significantly improves the installation process.



Five types of light distribution

In order to be able to adjust the luminaire to the purpose of a given object and different needs for lighting, the designer designed several types of light distributions.



Industry IP66 LED


— Endura version with thermal resistance available

max. 163 lm/W IP66 IK08

Rated power [W]:	14 - 212	Body colour:	grey
Luminous flux [lm]:	2150 - 34000	Diffuser material:	tempered glass
Mounting method:	surface, suspended	Diffuser type:	transparent, PRM, MAT
Body material:	aluminium	Dimensions A/B/C [mm]:	575/63/55, 1150/63/55, 1250/135/104, 1450/63/55, 1550/135/55

Distinguishing features:

- Aluminium body and diffuser made of tempered glass
- Quick connector for safe and quick mounting
- Mounting bracket on the entire length
- Slim luminaire – does not collect dirt
- Dedicated to heavy duty industrial conditions
- 3 light distributions, dedicated to high rooms




Industry IP66 LED MR

max. 148 lm/W IP66 IK08

Rated power [W]:	276 - 345	Body colour:	grey
Luminous flux [lm]:	35900 - 68000	Diffuser material:	tempered glass
Mounting method:	suspended	Diffuser type:	transparent
Body material:	aluminium	Dimensions A/B/C [mm]:	1139/205/125, 1419/205/125, 1473/273/170

Distinguishing features:

- Aluminium body and diffuser made of tempered glass
- High impact resistance
- Dedicated to heavy duty industrial conditions
- High luminous flux up to 68000 lm
- 3 light distributions, dedicated to high rooms






Industry IP40 LED

max. 148 lm/W IP40 IK06

Rated power [W]:	52 - 118	Body colour:	grey
Luminous flux [lm]:	7600 - 17450	Diffuser material:	PC
Mounting method:	surface, suspended	Diffuser type:	MATT
Body material:	aluminium	Dimensions A/B/C [mm]:	1680/52/42

Distinguishing features:

- High efficiency
- Aluminium body
- Fast mounting
- Quality at a good price




Industry 2 LED

max. 161 lm/W IP23 IK07

Rated power [W]:	45 - 147	Body colour:	grey
Luminous flux [lm]:	6800 - 23600	Diffuser material:	PC
Mounting method:	surface, suspended	Diffuser type:	MATT
Body material:	galvanized steel sheet	Dimensions A/B/C [mm]:	1210/137/70, 1490/137/70, 1490/190/70

Distinguishing features:

- Wide range of luminous flux from 6800 to 24000 lm
- High ergonomics and easy mounting
- 3 types of light distribution to choose from
- High luminous efficiency
- Suspended mounting panel
- Body made of galvanized sheet resistant to environmental conditions





Arena LED

max.
131 lm/W IP65 IK09 

Rated power [W]: 70 - 141

Luminous flux [lm]: 8950 - 18400

Mounting method: surface, suspended

Body material: steel

Body colour: white


Diffuser material: PC

Diffuser type: transparent

Dimensions A/B/C [mm]: 811, 1205/195/95

Distinguishing features:

- Very low glare factor
- High luminous efficiency
- Very high ingress protection
- High impact resistance
- Robust steel body



Application of the Arena LED luminaire.

Efficient and modern High-Bay

Let us introduce a state-of-the-art HIGH-BAY, constituting a new generation of luminaires dedicated to LED technology. Thanks to the use of high-performance diodes, the luminaire is distinguished by very high luminous flux of up to 49,200 lm and luminous efficiency of up to 176 lm/W. Its undoubted, noteworthy advantages include: energy efficiency,

durability and suitability to work in high temperatures up to 60°C and up to 75°C (Endura version).

Oculus LED is a great solution not only for large-format warehouse halls and logistics centres, but also a solution that will work well in demanding production conditions with high humidity, dust and at elevated temperatures. Due to its high ingress protection, it can be mounted outside buildings.

The luminaire uses a modern optical system. It is available in two versions. One with a glass diffuser and the other with a diffuser made of polycarbonate. The polycarbonate version can have a transparent diffuser or a diffuser with an integrated linear lens array.

176 max.
lm/W

196 LED lifespan
.000 h



Oculus LED family

07

different versions


- 01 **Oculus LED**
Very high luminous flux
- 02 **Oculus LED UGR**
Reduced glare effect
- 03 **Oculus LED Endura**
High ambient temperature environment
- 04 **Oculus LED Mini**
Compact size (diameter 32 cm)
- 05 **Oculus LED Mini UGR**
Reduced glare effect
- 06 **Oculus LED P1**
Mounted to the pole
- 07 **Oculus LED P2**
Fastened to the frame and to the bar

Well-thought-out and effective heat dissipation management.

When designing the Oculus LED luminaire, we were inspired by nature.




The luminaire structure and materials used for its construction ensure excellent heat management. Thanks to the conduction and convection effects as well as the designed shapes and surface finish, heat is effectively removed from the luminaire, guaranteeing optimal thermal conditions for the operation of the power supply system.



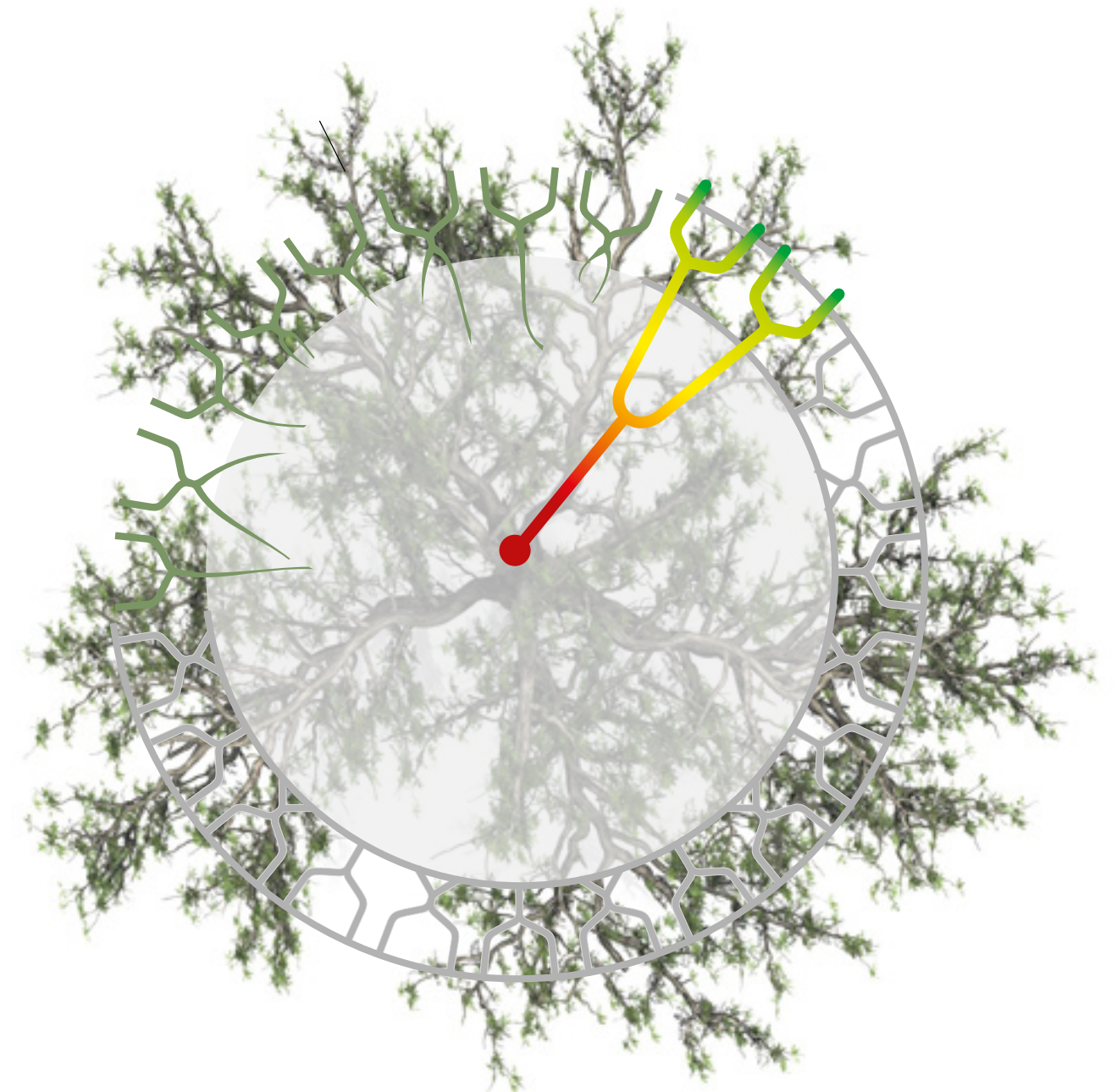
Refined shape of the body

The shape of the body with an integrated, effective heat sink and high-quality materials ensure maximum heat dissipation from the LED module.



Separated power system

The driver's external compartment, separated from the body, guarantees optimal thermal working conditions for the power supply system.



01 / 02 — Heat sink branched architecture effectively dissipates heat

02 / 02 — Heat sink design inspired by the shape of a tree



Oculus LED

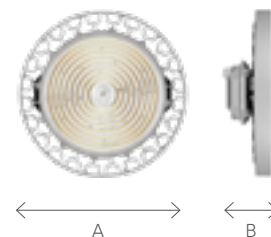
The Endura version with thermal resistance up to +75°C and a version with reduced glare effect UGR<19 are available

max. 176 lm/W IP66 IK09 IK07

Rated power [W]:	75 - 294	Body colour:	grey
Luminous flux [lm]:	12200 - 49200	Diffuser material:	PC, tempered glass
Mounting method:	suspended, surface-mounted	Diffuser type:	transparent
Body material:	powder-coated aluminium	Dimensions A/B [mm]:	Ø371/106

Distinguishing features:

- Very high working temperature up to 60°C
- High luminous flux up to 49200 lm
- Robust aluminium body, designed for effective heat dissipation
- 3 light distributions and a version with a tempered glass diffuser
- Quick connector – mounting is faster and cheaper



Oculus LED Mini

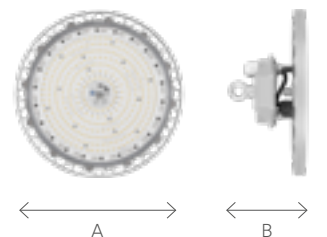
A version with reduced glare effect UGR<19 available

max. 167 lm/W IP66 IK09

Rated power [W]:	72 - 148	Body colour:	grey
Luminous flux [lm]:	11400 - 23800	Diffuser material:	PC
Mounting method:	suspended, surface-mounted	Diffuser type:	transparent
Body material:	powder-coated aluminium	Dimensions A/B [mm]:	Ø320/107

Distinguishing features:

- Very high working temperature up to 45°C
- High luminous flux value
- Robust aluminium body, designed for effective heat dissipation
- Very high ingress protection
- Quick connector – mounting is faster and cheaper





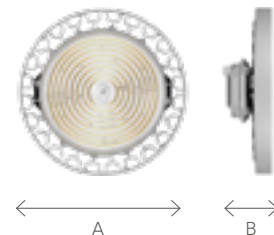
Oculus LED UGR

max. 153 lm/W | IP66 | IK09 |

Rated power [W]:	74 - 218	Body colour:	grey
Luminous flux [lm]:	11300 - 28800	Diffuser material:	PC
Mounting method:	suspended, surface-mounted	Diffuser type:	transparent
Body material:	powder-coated aluminium	Dimensions A/B [mm]:	Ø371/106

Distinguishing features:

- Robust aluminium body, designed for effective heat dissipation
- LEDs from a reputable manufacturer and new LED panels enable very high luminous efficiency
- With the UGR value of 19 – 22, it minimises the glare effect, increasing people's well-being and reducing their fatigue and the number of errors they make.



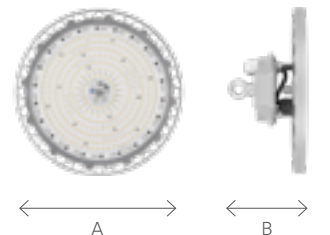
Oculus LED Mini UGR

max. 153 lm/W | IP66 | IK09 |

Rated power [W]:	74 - 151	Body colour:	grey
Luminous flux [lm]:	11300 - 21500	Diffuser material:	PC
Mounting method:	suspended, surface-mounted	Diffuser type:	transparent
Body material:	powder-coated aluminium	Dimensions A/B [mm]:	Ø320/107

Distinguishing features:

- Very high working temperature up to 55°C
- Robust aluminium body, designed for effective heat dissipation
- With the UGR value of 19 – 22, it minimises the glare effect, increasing people's well-being and reducing their fatigue and the number of errors they make





+75°C


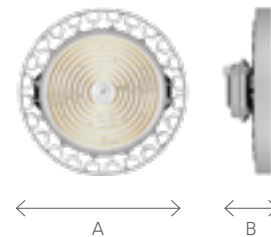
Oculus LED Endura

max. 174 lm/W IP66 IK09 |

Rated power [W]:	203	Body colour:	grey
Luminous flux [lm]:	26600 - 28300	Diffuser material:	PC, tempered glass
Mounting method:	suspended, surface-mounted	Diffuser type:	transparent
Body material:	powder-coated aluminium	Dimensions A/B [mm]:	Ø371/106

Distinguishing features:

- Robust aluminium body, designed for effective heat dissipation
- The driver's compartment, separated from the body and connected to the luminaire with a 10 m cable, guarantees optimal thermal working conditions for the power supply system.
- The luminaire can work in ambient temperature up to +75°C, and the driver up to +45°C.



Application of the Oculus LED Endura luminaire in a warehouse hall



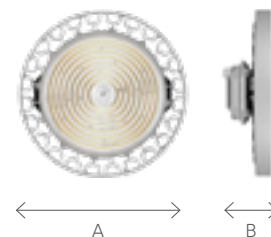
Oculus LED P1

max. 167 lm/W IP66 IK09 |

Rated power [W]:	109 - 316	Body colour:	grey
Luminous flux [lm]:	18300 - 47500	Diffuser material:	PC
Mounting method:	mounted to the pole	Diffuser type:	transparent
Body material:	powder-coated aluminium	Dimensions A/B [mm]:	Ø371/106 (556 – width with the bracket)

Distinguishing features:

- Adapted for mounting to a lighting pole, mast Ø 60-120 mm
- Robust aluminium body, designed for effective heat dissipation
- LEDs from a reputable manufacturer and new LED panels enable very high luminous efficiency




Oculus LED P2

max. 167 lm/W IP66 IK09 |

Rated power [W]:	109 - 316	Body colour:	grey
Luminous flux [lm]:	18300 - 47500	Diffuser material:	PC
Mounting method:	mounted to the pole, to the bar	Diffuser type:	transparent
Body material:	powder-coated aluminium	Dimensions A/B [mm]:	Ø371/106 (422 – width with the bracket)

Distinguishing features:

- Adapted for mounting to a lighting pole, a mast – to the bar, surface-mounted
- Robust aluminium body, designed for effective heat dissipation
- LEDs from a reputable manufacturer and new LED panels enable very high luminous efficiency





Hulk LED EVO in a production hall




Hulk LED EVO

max. 160 lm/W IP65 IK07 

Rated power [W]:	100 - 200	Body colour:	black
Luminous flux [lm]:	16000 - 32000	Diffuser material:	Glass
Mounting method:	suspended	Diffuser type:	transparent
Body material:	powder-coated aluminium	Dimensions A/B [mm]:	Ø205/153, Ø235/161, Ø265/161

Distinguishing features:

- Very high working temperature up to 45°C
- High luminous flux value
- Robust aluminium body, designed for effective heat dissipation
- Very high ingress protection





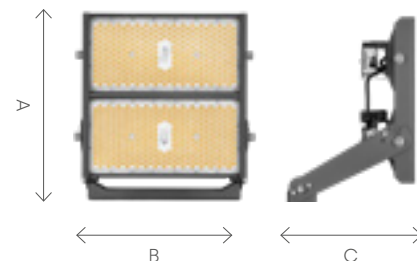
Factor LED

max. 158 lm/W IP66 IK09 Ⓛ

Rated power [W]:	101 - 1124	Body colour:	anthracite grey
Luminous flux [lm]:	14600 - 150800	Diffuser material:	PC, tempered glass
Mounting method:	on a pole, construction barriers, flat surfaces or a bracket	Diffuser type:	lenticular arrays, transparent
Body material:	powder-coated aluminium	Dimensions A/B/C [mm]:	191/425/217, 385/425/340, 580/425/340, 774/425/340

Distinguishing features:

- Very high luminous efficiency
- High ingress protection (IP66) and impact resistance (IK09)
- Passive cooling system
- Capable of performing in high-temperature conditions



Lighting of the Słotwiny Arena ski slope



Lighting of the sports field in Gliwice

01 / 02 — **Energy efficiency
and no light pollution effect**

The Factor LED line is based on LED-module technology that ensures high energy efficiency. The modules consume low amounts of power while providing the highest quality lighting, but also, when properly positioned, minimise the effect of light pollution.

02 / 02 — **Multitude of versions and excellent parameters**

High-power floodlights and suspended high bay luminaires from the Factor LED line by Lena Lighting are a new modular solution that offers excellent lighting efficiency. With power ranging from 101 to 1124 W, a wide range of light distributions (15°, 30°, 45°, 60°, 90°, 120°, RM7, RM3, PP1), and a luminous flux ranging from 14,680 to 150,800 lm, they allow for precise illumination of even very large spaces. As a result, Factor LED products provide an incredibly wide range of applications:

Applications

inside industrial, warehouse and sports halls

in logistics centres

on sports fields,

at airports

in car parks and manoeuvring areas

on the façades of buildings and on elements of external architecture




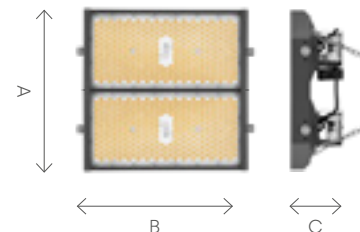
Factor LED HB

max.
158 lm/W IP66 IK09 |

Rated power [W]:	101 - 562	Body colour:	anthracite grey
Luminous flux [lm]:	14600 - 75400	Diffuser material:	PC, tempered glass
Mounting method:	surface or suspended	Diffuser type:	lenticular arrays, transparent
Body material:	powder-coated aluminium	Dimensions A/B/C [mm]:	191/397/125, 387/397/125

Distinguishing features:

- Very high luminous efficiency
- High ingress protection (IP66) and impact resistance (IK09)
- Passive cooling system
- Ability to work at elevated temperatures (depending on power).



Lighting of the sports field in Gliwice


Quest 2 LED family

Let us introduce the Quest 2 LED family – a line of floodlights and High-Bay luminaires. Versatility and multitude of applications is their greatest advantage – as per the designer's vision, which assumed differentiation of individual variants so that they could be dedicated to a number of places and objects.

Examples of application:

- industrial halls and warehouses;
- ramps, infrastructure around the halls;
- internal roads, parking lots;
- exhibition, entertainment and sports halls;
- sports grounds and stadiums;
- façades of architectural objects;
- historic buildings, monuments, billboards;
- temporary lighting of the construction site;
- temporary lighting of service workplaces

Quest 2 LED luminaires are characterised by high energy efficiency, which translates into the reduction in the emission of CO₂ and allows for up to 65% savings compared to luminaires equipped with traditional light sources.




Floodlight



High-Bay





Quest 2 LED HB


The Resist version with thermal resistance available

max. 140 lm/W IP66 IK09

Rated power [W]:	108 - 290	Body colour:	anthracite grey
Luminous flux [lm]:	14000 - 61800	Diffuser material:	tempered glass
Mounting method:	suspended, surface-mounted	Diffuser type:	transparent
Body material:	aluminium	Dimensions:	on the detail sheet

Distinguishing features:

- Quick connector – mounting is faster and cheaper
- Durable aluminium body
- 5 types of light distribution
- High impact resistance
- Versions designed for work in low and high temperatures from -40°C to +60°C available



Quest 2 LED

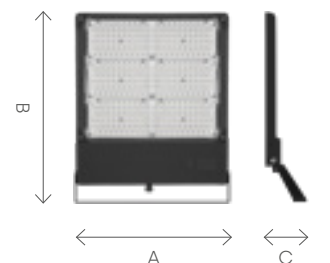
The Resist version with thermal resistance available

max. 158 lm/W IP66 IK09

Rated power [W]:	27 - 243	Body colour:	anthracite grey
Luminous flux [lm]:	3600 - 30900	Diffuser material:	tempered glass
Mounting method:	surface mounted	Diffuser type:	transparent
Body material:	powder-coated aluminium	Dimensions A/B/C [mm]:	436/472/79, 437/378/79

Distinguishing features:

- Very high ingress protection
- Durable aluminium body
- 5 types of light distribution
- Quick connector – mounting is faster and cheaper
- Very high efficiency
- Slim aluminium body without heat sink fins – not collecting dirt and easy to clean



Road
& street
lighting





Reach your destination safely and at all times

Street and road luminaires by the Polish manufacturer Lena Lighting represent modern solutions, energy efficiency, durability and safety. They provide both effective and eye-catching lighting.

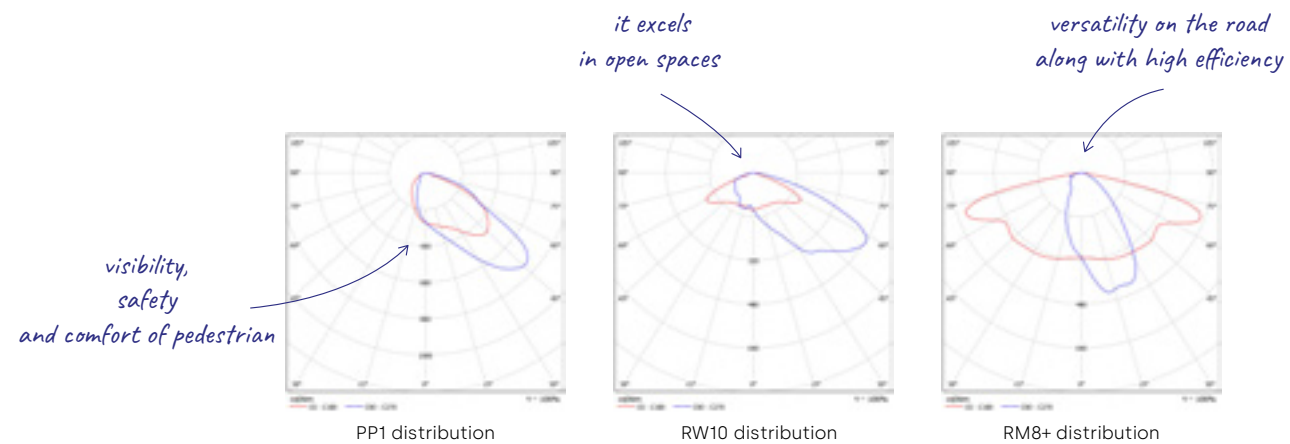
— Our luminaires are characterised by:

- Excellent quality at a competitive price
- Design developed by our own R&D department
- Polish production and branded components
- Luminous efficiency up to 170 lm/W
- Power range from 8 to 330 W
- Luminous flux range from 900 to 42275 lm
- Very high IP66 ingress protection
- SP10kV protection as standard
- IK07-IK09 impact resistance
- Wide range of light distribution
- ULOR = 0.0%
- Environment-friendly production process

Everything begins with light!


— Only the best lighting solutions to optimise every project

Every day, Lena's designers create lighting scenarios using solutions that not only meet lighting standards with a primary focus on minimising total installed power but also enhance the comfort of all road users. Our meticulously designed and expertly executed LED module, premium-grade components, such as lenses and diodes, along with our designers' years of experience, make lighting provided by Lena Lighting a real game-changer!



LED modules Lena Lighting are characterised by:

- High efficiency
- Extended lifespan
- Optimisation of total installed power
- Maintenance of luminous flux values over time
- Flexible configuration
- Handling even the most challenging road situations




We are a leading manufacturer of innovative lighting solutions, renowned for their exceptional technical parameters and practical advantages. Our products blend modern design with functionality, while delivering outstanding lighting performance. Moreover, our products boast multiple international certifications that conform to the industry's most stringent criteria.

Our company is deeply committed to maintaining continuous customer satisfaction and delivering the highest quality products and services. Therefore, our specialists continuously monitor and adhere to quality system procedures.

In the process of developing lighting projects, we ensure:

- Compliance with current legal regulations
- Compliance with applicable industry standards
- Compliance with recommendations of the International Commission on Illumination (CIE) and its National Committees
- An environment-friendly production process



Our company is fully prepared to meet the most rigorous requirements and deliver lighting solutions that exceed all standards and expectations.

— Tiara 2 LED family

The latest and most versatile products in our offer of road luminaires.

up to
169 lm/W

IP66

IK09




TIARA 2 LED is the most versatile product in the Lena Lighting's range of road luminaires.

These luminaires can be used on motorways, expressways and express roads, as well as on national, municipal, local and residential roads. With various optics available they can also be used to illuminate pedestrian crossings, pavements and bicycle paths.



Available options:

- Mounting bracket with a diameter of 76 mm
- NEMA ANSI C136.41 and ZHAGA D4i connectors
- Dusk sensor, motion sensor (RCR), remote control available
- Capability to program a 5-step autonomous power reduction
- Luminaires available in I and II class of protection
- Functions for maintaining constant luminous flux values over time with CLO available
- Protection against accidental overheating of the NTC luminaire
- Anti-condensation vapour filter
- Coating in any colour from the RAL palette
- A safety knife switch that disconnects voltage in the event of accidental opening of the luminaire
- Permanent, anti-vandal protection of the luminaire incorporating screws or a seal available as option
- The luminaire can come with a quick-connect cable
- Additional SP10kV protection separate from the luminaire's power supply



Tilt adjustment

The mounting bracket is attached to the housing with two screws, by loosening these screws we can adjust the tilt of the luminaire from -30° to $+30^\circ$.



Fast, innovative mounting

Easy maintenance with tool-free access to the interior of the Tiara luminaire.



More efficient LED light sources

Applying newer and more efficient LED light sources translates directly into higher energy efficiency of the luminaire.



Robust body

Tiara 2 LED luminaires are made from the highest quality materials. They are reliable and resistant to extreme weather conditions.




Tiara 2 LED M

up to 165 lm/W IP66 IK09

Rated power [W]:	8 - 175	Body colour:	grey
Luminous flux [lm]:	900 - 22925	Diffuser material:	tempered glass
Mounting method:	to the pole -30°+30° on the bracket -30°+30°	Types of optics:	transparent lens
Body material:	high-pressure aluminium powder coated	Dimensions A/B/C [mm]:	597/265/105

Distinguishing features:

- Tool-free and quick access to the electrical equipment compartment
- Compatible with the modern Clue control system (additional NEMA and ZHAGA connectors)
- Protection against overheating of the luminaire's LED NTC module.
- Easy and quick disassembly of the optical-electrical parts
- LED lifespan L90B10 100 000h
- Permanent, anti-vandal protection of the luminaire incorporating screws or a seal available as option



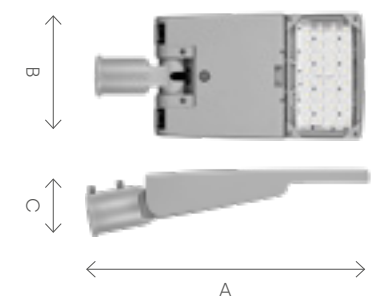
Tiara 2 LED S

up to 158 lm/W IP66 IK09

Rated power [W]:	8 - 109	Body colour:	grey
Luminous flux [lm]:	900 - 13200	Diffuser material:	tempered glass
Mounting method:	to the pole -30°+30° on the bracket -30°+30°	Types of optics:	transparent lens
Body material:	high-pressure aluminium powder coated	Dimensions A/B/C [mm]:	424/251/105



Distinguishing features:

- Tool-free and quick access to the electrical equipment compartment
- Compatible with the modern Clue control system (additional NEMA and ZHAGA connectors)
- Protection against overheating of the luminaire's LED NTC module.
- Easy and quick disassembly of the optical-electrical component without the need to demount the luminaire from the pole.
- LED lifespan L90B10 100,000h
- Permanent, anti-vandal protection of the luminaire incorporating screws or a seal available as option






Tiara LED Pro

max. 169 lm/W IP66 IK09  

Rated power [W]:	8 - 330	Body colour:	grey
Luminous flux [lm]:	900 - 42275	Diffuser material:	glass, tempered glass
Mounting method:	Side to bracket or top to pole	Types of optics:	transparent lens
Body material:	high-pressure aluminium powder coated	Dimensions A/B/C [mm]:	870/262/122

Distinguishing features:

- The luminaire is ENEC, ENEC+, CE and Zhaga (Zd4i) certified
- Very wide range of light distributions
- Very high luminous efficiency
- Tool-free and quick access to the electrical equipment compartment
- Compatible with the modern Clue control system (additional NEMA and ZHAGA connectors)
- Long LED lifetime – 100,000 h L90B10



Road lighting in Środa Wielkopolska



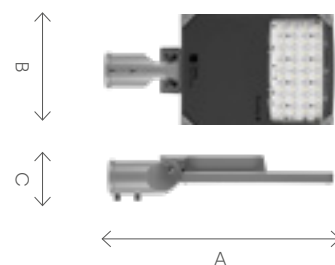
Strado LED S

up to 165 lm/W IP66 IK08

Rated power [W]:	8 - 109	Body colour:	grey
Luminous flux [lm]:	900 - 13200	Diffuser material:	tempered glass
Mounting method:	on a pole, on a bracket	Diffuser type:	transparent
Body material:	powder-coated aluminium proszkowo	Dimensions A/B/C/ø [mm]:	385/265/60

Distinguishing features:

- It features cutting-edge LED panels and components sourced from reputable manufacturers
- It incorporates multi-lens arrays crafted from PMMA material
- Fully programmable with DALI driver
- Functions for maintaining constant luminous flux values over time with CLO available
- Capability to program a 5-step autonomous power reduction
- Protection against LED module overheating – NTC
- Quick connector available as standard
- Adjustable bracket within the range of -20° +20°




Strado LED M

up to 165 lm/W IP66 IK08

Rated power [W]:	8 - 157	Body colour:	grey
Luminous flux [lm]:	900 - 20125	Diffuser material:	tempered glass
Mounting method:	on a pole, on a bracket	Diffuser type:	transparent
Body material:	powder-coated aluminium	Dimensions A/B/C/ø [mm]:	505/265/60

Distinguishing features:

- It features cutting-edge LED panels and components sourced from reputable manufacturers
- It incorporates multi-lens arrays crafted from PMMA material
- Fully programmable with DALI driver
- Functions for maintaining constant luminous flux values over time with CLO available
- Capability to program a 5-step autonomous power reduction
- Protection against LED module overheating – NTC




Środa Wielkopolska in a new light

Środa Wielkopolska has shone with new, better quality light. Thanks to the investment made by the commune authorities, the Clue system – consisting of over 170 modern TIARA LED road luminaires and an integrated, technologically advanced management system – has been successfully implemented.

As a result, the light is delivered in optimal amount, only when it is needed. The beneficiaries of this investment are both the commune authorities and the residents themselves. The former, thanks to

the very high energy efficiency of the installed road luminaires, additionally supported by a wireless control system, save on electricity consumption and maintenance costs. Thus, the residents can benefit from light that provides better visibility and supports the safety of road users and adjacent pavements. They can also be sure that the response time of service personnel is reduced to a minimum, as the intelligent system informs them on an ongoing basis about the need for any intervention.



We want to develop networks of intelligent lighting



Piotr Mieloch
City Mayor
Środa Wielkopolska

"We came to the conclusion that we need to invest in modern lighting in Środa Wielkopolska. It is a hybrid set, i.e. luminaires and controls. I think that the residents will be satisfied with this investment, at least for aesthetic reasons, as it is not sodium-vapour lighting, which we have dealt with in previous years – but LED technology. Firstly, it is efficient, secondly, it gives a very nice, friendly light, and thirdly, it gives measurable savings. We have to look at it in the perspective of several or a dozen of years, and these are very measurable savings, reaching hundreds of thousands or even millions of Polish zlotys."

Astra LED family

**Excellent parameters
for illuminating municipal
and access roads.**

up to
151 lm/W IP66 IK08




ASTRA LED is a cutting-edge road luminaire featuring a state-of-the-art, energy-efficient integrated LED lighting module. Thanks to the use of a sealed quick connector and the pre-attached power cable, it ensures a speedy installation process.

Recommended for use in open areas to illuminate: streets, local roads, bicycle paths, alleys, pavements, parking lots and squares.



AVAILABLE OPTIONS:

- RCR motion sensor
- Mounting bracket with a diameter of 76 mm
- The 12-24V version is specifically tailored for power sourcing from photovoltaic panels, wind turbines or alternative sources producing an output voltage of 12-24V DC.



Quick installation

The use of a sealed quick connector and a power cable connected to the luminaire makes the assembly more efficient.




Self-cleaning body

Self-cleaning, uniform body made of glass fibre-reinforced polypropylene (GF-PP), providing protection against UV radiation.



Lenticular arrays

The luminaire features directional lens arrays made of polycarbonate (PC).



Simple tilt adjustment

bracket allows the luminaire to be set at an angle of: -5° to +15° (mounted on a top, on a pole), -15° to +5° (on a side, on a bracket).



Astra LED

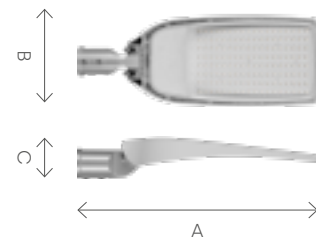
Basic version and VD budget version with sequential power supply available

up to 151 lm/W IP66 IK08

Rated power [W]:	17 - 104	Body colour:	grey
Luminous flux [lm]:	2100 - 12800	Diffuser material:	PC
Mounting method:	Side to bracket or top to pole	Types of optics:	transparent lens
Body material:	PP+FG	Dimensions A/B/C/ø [mm]:	640/233/113/60 (76)

Distinguishing features:

- Compact dimensions and low weight
- SP10kV surge protection
- H07RN-F cable, 0.7 m long
- The use of a sealed IP66 quick connector enables quick and easy installation
- Self-cleaning body made of glass fibre-reinforced polypropylene (FG)



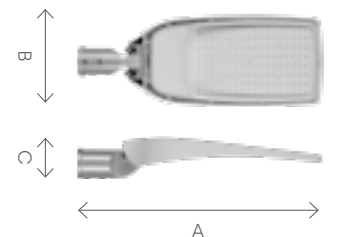
Astra LED 12-24V

max. 151 lm/W IP66 IK08

Rated power [W]:	9 - 29	Body colour:	grey
Luminous flux [lm]:	range: 1240/1040, 2630/2200, 3630/3580	Diffuser material:	PC
Mounting method:	Side to bracket or top to pole	Types of optics:	transparent lens
Body material:	PP+FG	Dimensions A/B/C [mm]:	640/233/113

Distinguishing features:

- Compact dimensions
- Protection class III
- H07RN-F cable, 0.7 m long
- Sealed IP66 quick coupler





Astra LED ALU


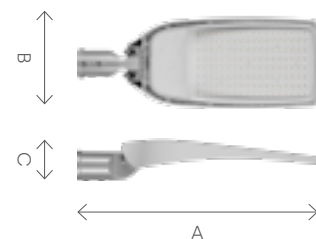
up to 151 lm/W IP66 IK08  

Rated power [W]:	17 - 125
Luminous flux [lm]:	2100 - 15500
Mounting method:	Side to bracket or top to pole
Body material:	Powder-coated aluminium

Body colour:	grey
Diffuser material:	PC
Types of optics:	transparent lens
Dimensions A/B/C/ø [mm]:	640/233/113/60 (76)

Distinguishing features:

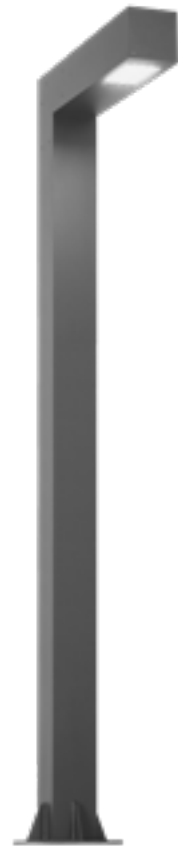
- Compact dimensions and low weight
- SP10kV surge protection
- H07RN-F cable, 0.7 m long
- The use of a sealed IP66 quick connector enables quick and easy installation
- Self-cleaning body made of aluminium



Application of Astra LED Alu luminaires


Park & city
lighting





Altezzo L 150

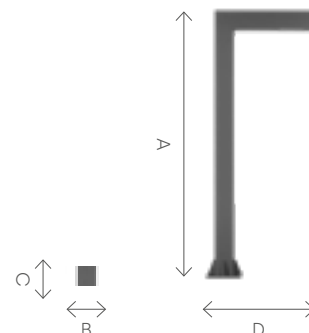
110° light beam angle versions available

up to 122 lm/W IP65 IK09 

Rated power [W]:	32 - 82	Body colour:	graphite
Luminous flux [lm]:	3600 - 10700	Diffuser material:	PC
Mounting method:	on a foundation	Types of optics:	transparent lens
Body material:	aluminium	Dimensions A/B/C [mm]:	2500, 3000, 3500, 4000, 5000/150/150/800

Distinguishing features:

- A wide range of power, luminous flux and light distribution
- The luminaires are designed to work in very low and high temperatures from -30°C to +50°C and in difficult weather conditions
- Versions with two, three, and four lighting modules, mounted on different sections of the pole – at the same or varying heights – are available



Altezzo L 100

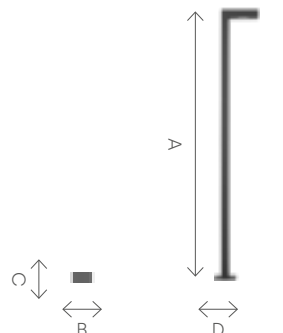
110° light beam angle versions available

up to 117 lm/W IP65 IK09 

Rated power [W]:	6 - 12	Body colour:	graphite
Luminous flux [lm]:	650 - 1400	Diffuser material:	PC
Mounting method:	on a foundation	Types of optics:	transparent lens
Body material:	aluminium	Dimensions A/B/C [mm]:	600, 900, 1200, 1500/100/40/200

Distinguishing features:

- A wide range of luminous flux and light distribution
- The luminaires are designed to work in very low and high temperatures from -30°C to +50°C and in difficult weather conditions
- Versions with two, three, and four lighting modules, mounted on different sections of the pole – at the same or varying heights – are available





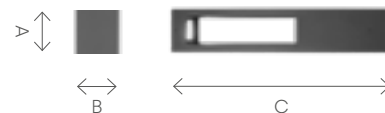
Altezzo A 150

up to 109 lm/W IP65 IK09 

Rated power [W]:	10 - 42	Body colour:	graphite
Luminous flux [lm]:	1100 - 4000	Diffuser material:	PC
Mounting method:	on a foundation	Types of optics:	transparent lens
Body material:	aluminium	Dimensions A/B/C [mm]:	150/150/600, 150/150/900, 150/150/1200, 150/150/1500, 150/150/2000, 150/150/2500, 150/150/3000

Distinguishing features:

- They can operate in very low and high temperatures
- The lighting module consists of highly durable LEDs with a robust polycarbonate screen
- They are suitable for parks and gardens to illuminate small architecture



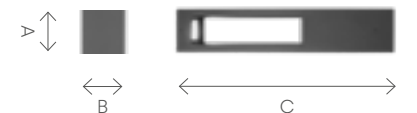
Altezzo A 120

up to 96 lm/W IP65 IK08 

Rated power [W]:	8 - 13	Body colour:	graphite
Luminous flux [lm]:	850 - 1200	Diffuser material:	PC
Mounting method:	on a foundation	Types of optics:	transparent lens
Body material:	aluminium	Dimensions A/B/C [mm]:	120/120/600, 120/120/900, 120/120/1200, 120/120/1500

Distinguishing features:


- They can operate in very low and high temperatures
- The lighting module consists of highly durable LEDs with a robust polycarbonate screen
- They are suitable for parks and gardens to illuminate small architecture



— **Mitra** LED



Mitra LED luminaires in the Dębinka park





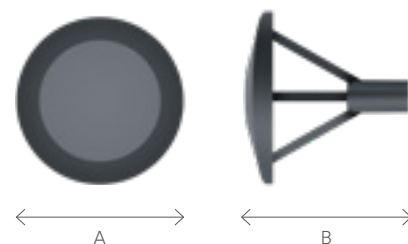
Leo Park LED

max. 123 lm/W IP65 IK07 

Rated power [W]:	30 - 48	Body colour:	anthracite grey
Luminous flux [lm]:	3200 - 5400	Diffuser material:	PMMA
Mounting method:	top, to the pole	Types of optics:	transparent lens
Body material:	aluminium	Dimensions A/B [mm]:	ø400/430

Distinguishing features:

- High degree of impact resistance
- Round, compact aluminium body
- Available types of light distribution: ASM1; RM2; SM1



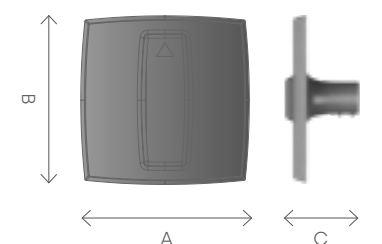
Mitra LED

up to 132 lm/W IP66 IK07  

Rated power [W]:	13 - 62	Body colour:	grey
Luminous flux [lm]:	1550 - 7250	Diffuser material:	PC
Mounting method:	top, to the pole	Types of optics:	transparent lens
Body material:	PP + FG	Dimensions A/B/C [mm]:	398/398/175

Distinguishing features:

- Two types of diffuser – opalescent and transparent
- Very high degree of IP66 ingress protection
- IK07 mechanical impact protection
- Surge protection (SP10kV)
- H07RN-F cable, 0.6 m long
- Smooth, dirt-resistant surface
- Quick assembly due to a tight IP66 quick connector



Intelligent lighting control system





Clue[®]

Properly selected light improves the comfort of life, efficiency and safety of employees, as well as the cognitive abilities of students. From work and education, through relaxation and fun.

System's scalability allows Clue to be used regardless of the size of the facility. It will prove perfect in one room, as well as in the entire building complex.

There is no need for renovation, forging walls or through-wiring. Easy access from a smartphone app allows you to see the world in a better light.

Clue be used in both open space office areas and in individual offices. It will prove perfect in conference rooms, passageways, reception areas, lobbies and social rooms.



See how it works!
lenalighting.pl/cluein-pl

Adapt the light to current needs, while optimising the use of energy.

This is one of the main goals of the Clue system



Human Centric Lighting



Light under control

Clue is a technologically advanced system that remotely manages and controls road luminaires. It helps optimise energy efficiency and monitors the status of each luminaire.

Is intuitive, reliable and secure. Provides accurate real-time control of street lighting infrastructure. The cloud-based interface is available to the administrator 24/7 from any device connected to the Internet.

Web app



Smartphone app



Clue enables:

Remote luminaire management

Creating a luminaire operation schedule and adjusting the preferred light level in selected hourly intervals.

Creating groups of luminaires, which facilitates the management of lighting in selected areas.

Geolocation and visualisation of street luminaires on the map.

Accurate measurement of energy consumption and its recording and archiving.

Monitoring the working conditions of the light source and the driver.

Monitoring the wear of LED components. The obtained data will keep the system administrator informed about a possible need to replace a luminaire, which translates into lower maintenance costs and significantly shortens the response time.

Multi-level management of system users.



— DALI / DALI 2

DALI (Digital Addressable Lighting Interface) is a fully digital communication protocol enabling communication between the installation's end components (luminaires) and the control system, regardless of the applied technological solutions. It allows to build complete lighting systems based on components from any manufacturer.

— Internet of things – IoT

Uniquely identifiable items can directly or indirectly collect, process or exchange data via an electrical installation or intelligent KNX, or a computer network, or a dedicated DALI network. The system enables remote control via mobile devices and is compatible with existing BMS systems, such as KNX. It is also possible to control larger facilities/installations using an enhanced interface via the PC Platform. Thanks to this solution, it is possible to control the peripherals of building automation.

— Corridor function

The basis for the operation of a dual-beam luminaire (equipped with the so-called corridor function) is the use of a two-circuit track or a dimmable driver in combination with a motion sensor. In both cases the luminaire works, for example, in a 10/100 system. When the luminaire is at rest, it constantly emits 10% of the nominal flux value, and when it detects movement, it smoothly switches into 100% mode. The corridor solution is especially useful in places, where constant minimal illumination of the monitored surface is required.

— DIMM 1-10V

Most LED luminaires can be equipped with a dimmable DIMM 1-10 V power supply. The wide possibilities offered by modern LED modules can be exploited to their full capacity, if the luminaires are connected to the 1-10V CONTROL analogue lighting control system. This solution allows you to control each individual luminaire or a group of luminaires and maximise savings without any adverse effects on LED modules' durability.

— PIR sensor

Directional, passive infrared sensor allowing precise control of lighting. Works in a specific area minimising the number of false alarms (excitations). The sensor allows to adjust illuminance (day-night identification), length of working time (switch off delay) and effective range of operation (distance from sensor and detection area). In addition, it allows you to indicate the monitored direction of detection. It allows to adjust the luminaire's operation mode to save up to 90% of the energy consumed.

— Tunable White

Tunable White (Human Centric Lighting) is a technology that allows the user to control the colour (colour temperature) and luminous flux of a single or group of luminaires, reflecting the natural light whose colour and intensity changes over the day. The Human Centric Lighting system, which uses Tunable White luminaires, also allows luminaires to adapt to current needs and activities, regardless of the time of day. There are two types of LEDs in the luminaire and the DALI bus, prompted via the touch panel or application, controls the colour and luminous flux. Manual control is possible or scenes can be pre-set.

— RCR sensor

Active microwave sensor invisible from the outside, allowing more efficient use of lighting – it reduces energy consumption and the corresponding costs of energy. It provides intelligent lighting control and allows you to maintain high luminaire tightness (installation inside the luminaire). Using the sensor does not affect the lifespan of the LED panels. The sensor allows to adjust illuminance (day-night identification), length of working time (switch off delay) and effective range of operation (detection field radius). It allows to adjust the luminaire's operation mode to save up to 90% of the energy consumed. RCR sensors are also available in the Bluetooth version and are used in corridor systems, offering smooth brightening after motion detection and the daylight harvest function. It is possible to purchase the sensor in a standalone version or as a component.

— Lighting management system

It allows you to reduce energy consumption by using daylight and automatic switching the light off in the absence of people. The system includes three highly advanced miniature sensors linked to a controller using a set of predefined modes. The lighting control system uses the DALI protocol, developed with the purpose of simplicity of use and providing energy efficiency up to 75%. The light sensor works in the band of visible light (perceived by the human eye), automatically adjusting the level of artificial lighting to the intensity of daylight without causing any visual discomfort for the people remaining inside the room. The motion sensor precisely detects the movement of people. It works in conjunction with the delay function to ensure optimal lighting performance in offices.

— Your city empowered by technology

We provide tailored solutions that perfectly match the distinct characteristics of your city or town. Our portfolio includes intelligent urban lighting control systems that leverage a variety of communication technologies, designed for optimal functionality and billing to help you achieve your goals most effectively. Contact us and find out how we can work together to prepare your city or town for future challenges

Bactericidal
and virucidal
luminaires



Let's stay safe every day!


In a clinic, office, restaurant or in the underground... Wherever you are, you will feel more confident from now on. Widespread vaccinations, social distancing and wearing masks are the main tools in the fight against the COVID-19 pandemic. And another important thing for people's safety is efficient disinfection.

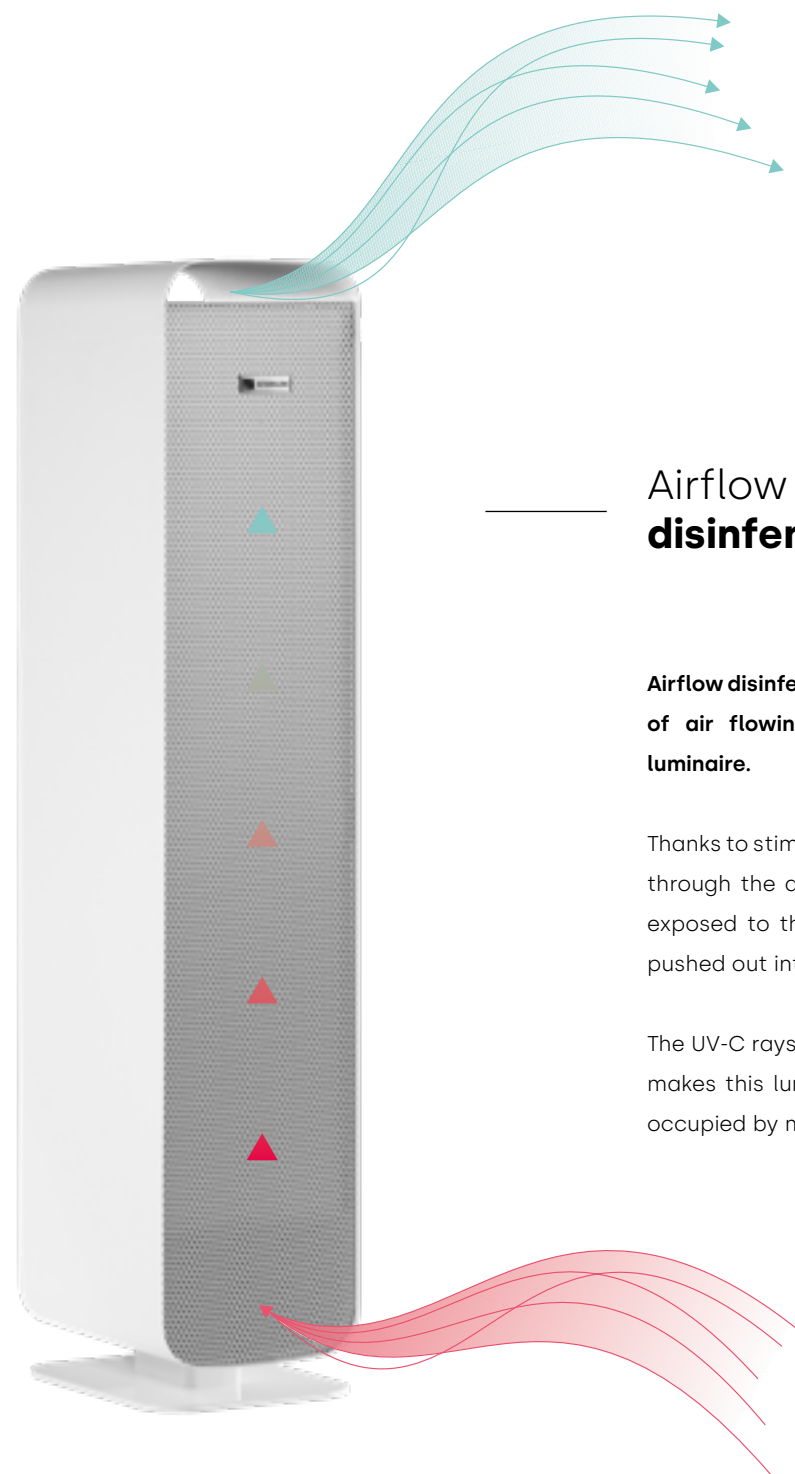
We present a line of luminaires dedicated for air and surface disinfection. Thanks to the UV-C technology, well-known and proven for over 100 years, the STERILON family is nearly 100% effective in removing viruses, bacteria and mould.

UV-C Sterilon **family**

The products are certified by
the National Institute of Hygiene

Effectiveness supported by evidence





Airflow disinfection


Airflow disinfection consists in UV-C irradiation of air flowing through the interior of the luminaire.

Thanks to stimulated circulation, the air passes through the disinfection chamber, where it is exposed to the light and sterilised, and then pushed out into the room.

The UV-C rays do not reach the outside, which makes this luminaire ideally suited for places occupied by many people.



The UV-C Sterilon Flow Premium luminaires work in the background, in your presence, so that you can focus on your work or whatever you like doing.



reddot winner 2022


Because trust mat- ters

Ultraviolet light is an effective tool in the fight against viruses, bacteria and mould. For many years, it has been widely used in medical institutions: in hospitals, for decontamination of operating theatres, treatment rooms, patient rooms, medical tools and devices.

UV-C light disinfection is also commonly used to pasteurise milk, decontaminate means of transport and sterilise tools in beauty and hairdressing salons.

With airflow luminaires representing the UV-C Sterilon family, you can safely disinfect rooms occupied by people. This is possible thanks to their design, thanks to which the UV-C light does not leak outside the luminaire.

99.9%
neutralisation of
VIRUSES / BACTERIA / MOULD



UV-C Sterilon family

15

model variants

- 01 **UV-C Sterilon Hepa**
Digital control, high efficiency
- 02 **UV-C Sterilon Flow**
Versatility of use
- 03 **UV-C Sterilon Flow Premium**
Highest quality craftsmanship, design
- 04 **UV-C Sterilon Air**
Light design, high efficiency
- 05 **UV-C Sterilon Air Light**
Light design, optimised parameters
- 06 **UV-C Sterilon Car**
Used in automotive applications
- 07 **UV-C Sterilon Air Z1**
Enhanced mobility with a mobile platform
- 08 **UV-C Sterilon Air Z4**
Very high power, mobile platform
- 09 **UV-C Sterilon Max / Pro**
Disinfection in large spaces
- 10 **UV-C Sterilon Clean**
Disinfection in medium spaces
- 11 **UV-C Sterilon Square PP**
Integration with the ceiling structure
- 12 **UV-C Sterilon Square Hepa**
Integration with the ceiling structure
- 13 **UV-C Sterilon Square Hepa 2**
Very high efficiency
- 14 **UV-C Sterilon Square**
Direct disinfection, LED lighting
- 15 **UV-C Sterilon**
Direct disinfection, mobility



reddot winner 2022



UV-C Sterilon Hepa

IP20

UV-C Sterilon Flow Premium

IP20

Available in a standard version and the budget-friendly Mono version

Light source:	UV-C fluorescent lamp	Cord length [m]:	3
Disinfection type:	airflow disinfection	Filters:	dust, HEPA
Air flow [m ³ /h]:	200	Body colour:	white-grey, black-gold
Maximum area:	100 m ² (300 m ³)	Light source lifespan [h]:	9000
UV-C source nominal power:	220 W	Dimensions A/B/C [mm]:	720/260/260

Light source:	UV-C fluorescent lamp	Cord length [m]:	3
Disinfection type:	airflow disinfection	Filters:	dust
Air flow [m ³ /h]:	200 for 144 W, 160 for 72 W	Body colour:	white-grey, black-gold
Maximum area:	40 m ² (120 m ³) for 144 W 25 m ² (75 m ³) for 72 W	Light source lifespan [h]:	9000
UV-C source nominal power:	155 W for 144 W, 85 W for 72 W	Dimensions A/B/C [mm]:	724/160/220 for 144 W 724/160/160 for 72 W

Distinguishing features:

- Cutting-edge technology and high power
- LCD panel with control buttons
- HEPA H13 filter + carbon filter
- Attractive design and compact dimensions
- Wheels for effortless transportation



Distinguishing features:

- Sleek construction and appealing design
- ECO function for quieter operation
- Compartment for a HEPA filter
- High disinfection efficiency
- Diversity of available versions





UV-C Sterilon Air


IP20

— Air Light version available

Light source:	UV-C fluorescent lamp	Cord length [m]:	3 (depending on the version)
Disinfection type:	airflow disinfection	Filters:	dust
Air flow [m³/h]:	220 / 110 (ECO) for 144W 160 / 110 (ECO) for 72W	Body colour:	white / endcap grey
Maximum area:	50 m ² (150 m ³) for 144 W 30 m ² (90 m ³) for 72 W	Light source lifespan [h]:	9000
UV-C source nominal power:	142W / 73W	Dimensions A/B/C [mm]:	600/148/148, 679/148/148 (stand), 717/230/230 (wheels)

Distinguishing features:

- Low weight and sleek design
- Suitable for wall installation
- ECO function for quieter operation
- High disinfection efficiency
- Diversity of available versions



UV-C Sterilon Air Z1

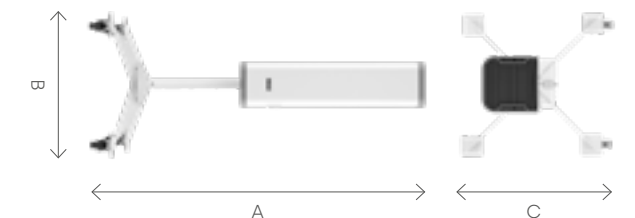
IP20

— Available in a more powerful version – Air Z4 with 4 lamps

Light source:	UV-C fluorescent lamp	Cord length [m]:	3
Disinfection type:	airflow disinfection	Filters:	dust
Air flow [m³/h]:	220 / 110 [ECO] for 144 W 160 / 110 [ECO] for 72 W	Body colour:	white / endcap grey
Maximum area:	50 m ² (150 m ³) for 144 W 30 m ² (90 m ³) for 72 W	Light source lifespan [h]:	9000
UV-C source nominal power:	143W / 73W	Dimensions A/B/C [mm]:	1082/471/471

Distinguishing features:

- Enhanced mobility with a mobile platform
- ECO function for quieter operation
- High disinfection efficiency
- Z4 version available





UV-C Sterilon Car

IP20

Light source:	UV-C fluorescent lamp
Disinfection type:	airflow disinfection
Air flow [m ³ /h]:	84
Maximum area:	depending on the vehicle
UV-C source nominal power:	28 W

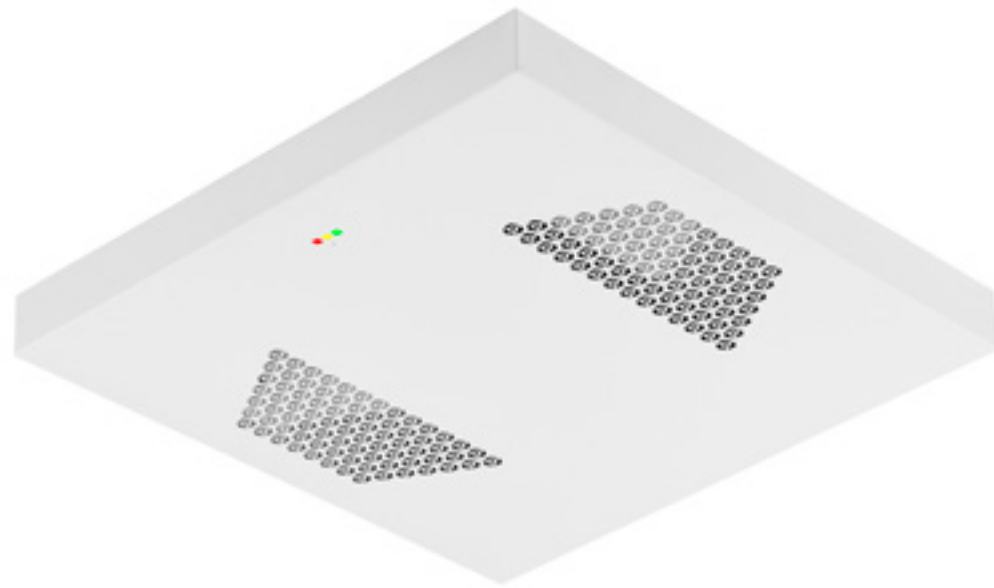
Cord length [m]:	3 m for 230V version 5 m for 12V and 24V versions
Filters:	dust
Body colour:	white / endcap grey
Light source lifespan [h]:	9000
Dimensions A/B/C [mm]:	407/145/148

Distinguishing features:

- Designed for public and commercial transport
- Very low weight: approx. 2.5 kg
- Compact dimensions and easy installation
- Power depending on the version: 230V, 24V, 12V



Application of UV-C Sterilon Car luminaires in LuxSebTrans buses



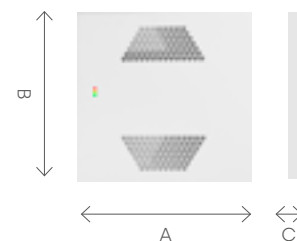
UV-C Sterilon Square PP

IP20


Light source:	UV-C fluorescent lamp	Cord length [m]:	n/a
Disinfection type:	airflow disinfection	Filters:	dust
Air flow [m ³ /h]:	120	Body colour:	white
Maximum area:	30 m ² (90 m ³)	Light source lifespan [h]:	9000
UV-C source nominal power:	72 W	Dimensions A/B/C [mm]:	595/595/70

Distinguishing features:

- Very quiet and efficient operation
- Compact dimensions and easy installation
- Surface, flush and suspended mounting options
- The luminaire is equipped with a LED operating time counter used for indicating the consumption of UV-C fluorescent lamps



Application of UV-C Sterilon Square PP luminaires in classrooms



UV-C Sterilon Square Hepa


IP20

— An enhanced Hepa 2 version available

Light source:	UV-C fluorescent lamp	Cord length [m]:	n/a
Disinfection type:	airflow disinfection	Filters:	dust, HEPA
Air flow [m ³ /h]:	200 m ³	Body colour:	white
Maximum area:	70 m ²	Light source lifespan [h]:	9000
UV-C source nominal power:	178 W	Dimensions A/B/C [mm]:	595/595/158

Distinguishing features:

- Very efficient air disinfection
- Compact dimensions and easy installation
- Flush mounting
- HEPA H13 filter and carbon filter, or F7 filter and carbon filter
- The luminaire is equipped with a LED operating time counter used for indicating the consumption of UV-C fluorescent lamps



UV-C Sterilon Max

IP20

Light source:	UV-C fluorescent lamp	Cord length [m]:	4
Disinfection type:	airflow disinfection	Filters:	dust, HEPA H13, carbon
Air flow [m ³ /h]:	1500 m ³	Body colour:	white-graphite grey, black
Max. noise (dB)	~37	Light source lifespan [h]:	9000
UV-C source nominal power:	288 W	Dimensions A/B/C [mm]:	1915/650/650

Distinguishing features:

- Very high efficiency
- Single dose of 90 J/m² to 100 J/m².
- For disinfection of large areas
- People and animals safety
- Mobility and comfort of movement





Application of the Sterilon Max Pro UV-C luminaire in the corridor.



UV-C Sterilon Max Pro

IP20 

Light source:	UV-C fluorescent lamp	Cord length [m]:	4
Disinfection type:	airflow disinfection	Filters:	dust, HEPA H13, carbon
Air flow [m ³ /h]:	1500 m ³	Body colour:	white-graphite grey, black
Max. noise (dB)	~37	Light source lifespan [h]:	9000
UV-C source nominal power:	360 W	Dimensions A/B/C [mm]:	1895/650/650

Distinguishing features:

- Very high efficiency
- Single dose of 90 J/m² to 100 J/m².
- For disinfection of large areas
- People and animals safety
- Mobility and comfort of movement





It really matters

We make our products according to the highest environmental standards.



Being aware of the importance of environmental protection behaviours and future generations inspires us to put maximum effort into offering the highest quality, energy-efficient products; and to make sure that the entire process and technology of their production do not have a negative impact on the ecosystem.

Our efforts and their effectiveness have been confirmed by the ISO 14001 certificate. This means that Lena Lighting has successfully implemented an environmental management system. The overall goal of this system is to create conditions for the functioning of the enterprise in order to minimise the negative impact on the natural environment. We have already succeeded, but we are going to continue our journey and invest in technology and knowledge aimed at care for the natural environment.



————— Since 1989

We create **the light together**

Środa Wielkopolska, Poland





Lena Lighting

Lena Lighting S.A.
ul. Kórnicka 52, 63-000 Środa Wielkopolska, Poland
tel. +48 (61) 28 60 300, e-mail: hello@lenalighting.pl

www.lenalighting.com